



DATE	OPPONENT	RESULT
10/26	at Milwaukee	L, 118-117
10/28	at Toronto	W, 114-107
10/29	vs. Portland	W, 126-98
11/2	vs. Toronto	W, 114-99
11/4	vs. Phoenix	W, 112-100
11/6	vs. Washington	W, 146-128
11/8	vs. Boston	W, 106-103
11/10	at Detroit (IST)	W, 114-106
11/12	vs. Indiana	W, 137-126
11/14	vs. Indiana (IST)	L, 132-126
11/15	vs. Boston	L, 117-107
11/17	at Atlanta (IST)	W, 126-116
11/19	at Brooklyn	W, 121-99
11/21	vs. Cleveland (IST)	L, 122-119 OT
11/22	at Minnesota	W, 112-99
11/25	at Oklahoma City	W, 127-123
11/27	vs. LA Lakers	W, 138-94
11/29	at New Orleans	L, 124-114
12/1	at Boston	L, 125-119
12/6	at Washington	W, 131-126
12/8	vs. Atlanta	W, 125-114
12/11	vs. Washington	W, 146-101
12/13	at Detroit	W, 129-111
12/15	vs. Detroit	W, 124-92
12/16	at Charlotte	W, 135-82
12/18	vs. Chicago	L, 108-104
12/20	vs. Minnesota	W, 127-113
12/22	vs. Toronto	W, 121-111
12/25	at Miami	L, 119-113
12/27	at Orlando	W, 112-92
12/29	at Houston	W, 131-127
12/30	at Chicago	L, 105-92
1/2	vs. Chicago	W, 110-97
1/5	vs. New York	L, 128-92
1/6	vs. Utah	L, 120-109
1/10	at Atlanta	L, 139-132 OT
1/12	vs. Sacramento	W, 112-93
1/15	vs. Houston	W, 124-115
1/16	vs. Denver	W, 126-121
1/19	at Orlando	W, 124-109
1/20	at Charlotte	W, 97-89
1/22	vs. San Antonio	W, 133-123
1/25	at Indiana	L, 134-122
1/27	at Denver	L, 111-105
1/29	at Portland	L, 130-104
1/30	at Golden State	L, 119-107
2/1	at Utah	W, 127-124
2/3	vs. Brooklyn	L, 136-121
2/5	vs. Dallas	L, 118-102
2/7	vs. Golden State	L, 127-104
2/9	vs. Atlanta	L, 127-121
2/10	at Washington	W, 119-113
2/12	at Cleveland	W, 123-121
2/14	vs. Miami	L, 109-104
2/22	vs. New York	L, 110-96
2/23	vs. Cleveland	W, 104-97
2/25	vs. Milwaukee	L, 119-98
2/27	at Boston	L, 117-99
3/1	vs. Charlotte	W, 121-114
3/3	at Dallas	W, 120-116
3/5	at Brooklyn	L, 112-107
3/6	vs. Memphis	L, 115-109
3/8	vs. New Orleans	L, 103-95
3/10	at New York	W, 79-73
3/12	at New York	L, 106-79
3/14	at Milwaukee	L, 114-105
3/16	vs. Charlotte	W, 109-98
3/18	vs. Miami	W, 98-91
3/20	at Phoenix	L, 115-102
3/22	at LA Lakers	L, 101-94
3/24	at LA Clippers	W, 121-107
3/25	at Sacramento	L, 108-96
3/27	vs. LA Clippers	L, 108-107
3/29	at Cleveland	L, 117-114
3/31	at Toronto	W, 135-120
4/2	vs. Oklahoma City	W, 109-105
4/4	at Miami	W, 109-105
4/6	at Memphis	W, 116-96
4/7	at San Antonio	W, 133-126 2OT
4/9	vs. Detroit	
4/12	vs. Orlando	
4/14	vs. Brooklyn	

REGULAR SEASON GAME #80 • HOME GAME #39

 **PHILADELPHIA 76ERS (44-35) vs. DETROIT PISTONS (13-65)** 
Tuesday, April 9, 2024 • The Center • 7 P.M. ET
NBC Sports Philadelphia • 97.5 The Fanatic

LAST GAME STARTERS			2023-24 STATS			LAST GAME - 4/7 atSAS		
NO.	NAME	HT	PTS	REB	AST	PTS	REB	AST
40	Nicolas Batum	6' 8"	5.5	4.1	2.1	9	7	2
9	Kelly Oubre Jr.	6' 7"	15.4	5.0	1.5	26	8	5
44	Paul Reed	6' 9"	7.3	5.9	1.3	11	10	5
22	Cameron Payne	6' 3"	7.5	1.5	2.6	3	1	3
0	Tyrese Maxey	6' 2"	25.9	3.7	6.3	52	5	7
RESERVES			2023-24 STATS			LAST GAME - 4/7 atSAS		
5	Mo Bamba	7' 0"	4.6	4.3	0.8	3	7	1
16	Ricky Council IV*	6' 6"	5.8	1.5	0.5	11	2	3
33	Robert Covington	6' 7"	4.4	3.3	0.8	INACTIVE		
21	Joel Embiid	7' 0"	34.7	11.0	5.5	INACTIVE		
11	Jeff Dowtin Jr.	6' 3"	4.7	2.0	2.2	0	2	1
12	Tobias Harris	6' 8"	17.2	6.4	3.1	DID NOT DRESS		
17	Buddy Hield	6' 4"	12.0	3.1	2.9	10	2	3
7	Kyle Lowry	6' 0"	8.3	3.2	4.2	INACTIVE		
1	KJ Martin	6' 6"	3.7	2.2	0.9	8	2	1
8	De'Anthony Melton	6' 3"	11.5	3.8	3.1	INACTIVE		
23	Terquavion Smith*	6' 4"	3.9	0.2	0.8	DID NOT PLAY		
* Two-way player								





2023-24 REGULAR SEASON RECORDS				
	RECORD	HOME	ROAD	OT
OVERALL	44-35	22-16	22-19	1-2
DIVISION	7-8	3-4	4-4	
EAST	27-21	13-10	14-11	1-2
WEST	16-14	9-6	7-8	
RECORD BY UNIFORM				
ASSOCIATION 	18-12	2-1	16-11	
ICON 	13-11	9-5	4-6	
STATEMENT 	8-5	6-3	2-2	
CITY 	5-7	5-7		
INJURY/STATUS REPORT				
Team Injury Report: https://official.nba.com/nba-injury-report-2023-24-season/				

TABLE OF CONTENTS			
Recent Games & Team Notes	2-5	Milestones	14
Current Opponent & Connections	6	76ers Top-10	15
The Jo Show	7	Team Leaders	16
2023-24 Roster & Pronunciations	8	Outstanding Performers	17
How the 76ers Were Built	9	Single-Game Highs	18
Transactions	9	Quarter-by-Quarter Highs	19-20
Sixers Overall Stats	10	G League Report	20
Opponent Overall Stats	11-12	Last Time...	21-22
Starting Lineups	13	Head Coach & Player Pages	22-30

RECENT GAMES

Philadelphia 133, San Antonio 126 2OT- Frost Bank Center - April 7, 2024

Game Highs		
	76ers	Spurs
Points	Maxey - 52	Wembanyama - 33
Rebounds	Reed - 10	Wembanyama - 18
Assists	Maxey - 7	Jones - 9
Steals	Council IV - 4	Champagnie/Jones - 2
Blocks	Bamba - 2	Wembanyama - 7

- The 76ers defeated the San Antonio Spurs in double overtime on Sunday, marking the team's first double overtime victory since Dec. 3, 2013, versus Orlando. This win also gave Philadelphia a season series sweep of San Antonio - in their last 14 meetings, the 76ers are 12-2 (dating back to the 2017-18 season).
- With the victory, Philadelphia extended its win streak to five straight, which is tied for the longest active in the NBA. This also marks Philadelphia's fourth win streak of at least five games in 2023-24.
- Philadelphia was led by a career night from **TYRESE MAXEY** who scored a career-best 52 points, his third 50-point performance of the season (T-1st in NBA). Maxey joined Hall of Famers **WILT CHAMBERLAIN** and **ALLEN IVERSON**, along with reigning NBA MVP **JOEL EMBIID** as the only 76ers to record at least three 50-point games in a single season.
- Embiid and Maxey are the first teammates to do so in NBA history to each have a trio of 50-point games in the same season (CBS Sports).
- Maxey added five rebounds and seven assists, while committing just one turnover, only he, Embiid, and Iverson have recorded game of at least 50 points, five rebounds, and five assists with one-or-fewer turnovers.
 - In NBA history, Maxey (23 years, 155 days) is the second-youngest player to record such a stat line, only **JAYSON TATUM** (23 years, 58 days) did so at a younger age.
- **KELLY OUBRE JR.** ended the game with 26 points, eight rebounds, and five assists, his second career game of 25-5-5. His last such outing came on Oct. 31, 2021 (26 points, seven rebounds, five assists).
- Across his last five games, Oubre Jr. is averaging 23.6 points on 52.4-percent shooting from the floor, and 45.7-percent from three-point range. He is one of six players since March 31 averaging at least 20 points on 50-percent shooting overall and 45-percent from three (min. 2 games played).
- The last time Oubre Jr. averaged such numbers over a five-game span was from Jan. 30-Feb. 8, 2021, when he averaged 21.6 points while shooting 52.6-percent and 48.5-percent respectively.



- Defensively, Philadelphia forced 25 San Antonio turnovers, the most turnovers an opponent has committed since April 26, 2021 (Oklahoma City – 29).
- Fifteen of these were via steals, the 76ers lead the league in steals per game at 8.5, while their three games of at least 15 steals is tied for second in the NBA.
 - Leading the way was **RICKY COUNCIL IV** who logged a career-high four steals, making him the first 76er rookie with at least four steals since **MATISSE THYBULLE** did so on Aug. 14, 2020, against Houston.

Philadelphia 116, Memphis 96 – FedExForum – April 6, 2024

Game Highs		
	76ers	Grizzlies
Points	Embiid – 30	Pippen Jr. – 24
Rebounds	Embiid – 12	Pereira – 11
Assists	3 Tied – 5	Pippen Jr. – 5
Steals	Reed – 4	3 Tied – 2
Blocks	3 Tied – 2	Simpson – 2

- The 76ers won their fourth straight game (T-1st active win streak in NBA) on Saturday night, against the Memphis Grizzlies, as they prep for their final road contest of 2023-24.
- The 76ers shot 51.9-percent from the field and 41-percent from three-point range, the team's 13th game this season scoring at least 110 points while shooting 50-percent overall and 40-percent from three (11-2 in these games).
- Philadelphia held Memphis to 96 points, improving to 15-0 when holding their opponent to under 100 points (4th in NBA).
- **JOEL EMBIID** scored a game-high 30 points (9-13 FG, 2-2 3FG, 10-13 FT) while adding 12 rebounds in just under 23 minutes of action. This marked Embiid's third career game of at least 30 points in 25-or-fewer minutes played which is tied for the most in league history with **FREEMAN WILLIAMS**, **DEMARCUS COUSINS**, and **GIANNIS ANTETOKOUNMPO**.
 - According to Statitudes, he's just the fourth player since the ABA-NBA merger to record a 30-point, 10-rebound game in 23 or fewer minutes played (a total of five instances).
- Since returning to the lineup on April 2, Embiid has totaled 83 points in 84 total minutes.
- Embiid ranks third in the NBA this season with 24 games of at least 30 points and 10 rebounds.
- In the first half on Saturday, Embiid posted 22 points (7-10 FG) and 10 rebounds, his fourth half of 2023-24 in which he tallied at least 20 points and 10 rebounds, breaking a tie with **ANTHONY DAVIS** and **NIKOLA JOKIC** for the most in the NBA.
- Overall, Embiid has 26 halves (3rd in NBA) of 20-plus points in his 37 games this season.
- **KELLY OUBRE JR.** added 17 points, five rebounds, and five assists, his sixth career 15-5-5 game, and first since Oct. 29, 2022.
- Across his last five games, Oubre Jr. is averaging 19.2 points on 45.2-percent from three and 6.0 rebounds. He joins **LEBRON JAMES** and **JABARI SMITH JR.** as the only three players with such averages since March 29 (min. 5 games played).
- **JEFF DOWTIN JR.** scored all 11 of his points in the fourth quarter on Saturday, this marked the second-highest scoring quarter of his career (12 at Phoenix on 3/20/24).

Philadelphia 109, Miami 105 – Kaseya Center– April 4, 2024

Game Highs		
	76ers	Heat
Points	Maxey – 37	Rozier – 22
Rebounds	Maxey – 9	Love – 16
Assists	Maxey – 11	Butler – 5
Steals	4 Tied – 2	Highsmith – 4
Blocks	Reed – 2	Jaquez Jr. – 2

- The No. 8 seeded-76ers are one game out of the No. 7 seed, and a game and a half behind the No. 6 seed in the Eastern Conference standings after defeating the Miami Heat and splitting the regular season series with Miami 2-2.
- **TYRESE MAXEY** led all players on Thursday with 37 points and 11 assists, his third career 30-point, 10-assist outing, which have all come in 2023-24.
 - He added nine rebounds while committing just one turnover, becoming the youngest of nine players this season to record a stat line with at least 35 points, five rebounds, 10 assists and fewer than two turnovers.
 - Maxey also joined Hall of Famer **ALLEN IVERSON** (twice), and former teammate **JAMES HARDEN** (once) as the only 76ers with such a stat line.
- Maxey ended the game with five made three-pointers, his 14th game of the season with at least five made triples. These 14 games set a franchise single-season record.
- By adding these threes to the ledger, Maxey is the second player in franchise history to tally 35-plus points, 10-plus assists, and five-plus threes in a game, joining James Harden.
- In the first half, Maxey scored 24 points, collected five rebounds, and dished out seven assists with no turnovers. He is one of four 76ers to record 20-5-5 and zero turnovers in a single half (joins **JOEL EMBIID**, Allen Iverson, and **TOBIAS HARRIS**).
- Through 66 games, Maxey has totaled 881 first-half points and 229 assists, making him one of six players this season with such numbers.
- Overall, Maxey has 15 20-plus point halves in 2023-24, the most by a 76er guard since Iverson had 43 such halves in 2005-06.
- In his second game back from injury, Embiid recorded his second straight 20-point outing with 29 points (3-6 3FG). This marked the 270th 25-point game of Embiid's career. Since the start of 2016-17, Embiid is tied for eighth in the NBA.
- Embiid scored 21 points in the first half, giving him 25 halves of at least 20 points this season. He ranks fourth in the NBA despite missing 29 straight games.
- **KELLY OUBRE JR.** added 18 points (8-14 FG), eight rebounds, and two steals. Across his last three outings, Oubre Jr. is one of four players (**TERRY ROZIER**, **P.J. WASHINGTON**, and **PAUL GEORGE**) with 12 made three-pointers, on 50-percent shooting since March 31.

76ERS vs. PISTONS ALL-TIME SERIES & GAME-BY-GAME

	2023-24	All-Time	Streak
Overall:	3-0	232-158	PHI W7 (Last loss: 3/32/22)
Home:	1-0	125-47	PHI W11 (Last loss: 3/4/17)
Away:	2-0	82-95	PHI W3 (Last loss: 3/31/21)
Neutral:		22-16	PHI W1 (Last loss: 2/27/69)



2023-24 76ERS vs. PISTONS REG. SEASON SCHEDULE	
Nov. 10, 2023	Philadelphia 114, DETROIT 106
Dec. 13, 2023	Philadelphia 129, DETROIT 111
Dec. 15, 2023	PHILADELPHIA 124, Detroit 92
Apr. 9, 2024	Philadelphia vs. Detroit

Last season vs. Pistons

Dec. 21, 2022	Philadelphia 113, Detroit 93
Jan. 8, 2023	Philadelphia 123, Detroit 111
Jan. 10, 2023	Philadelphia 147, Detroit 116

76ERS-PISTONS CONNECTIONS

76ers **TOBIAS HARRIS** played for Detroit from 2015-2017, averaging 16.9 points during his tenure with the team... Pistons head coach **MONTY WILLIAMS** was an assistant coach for the 76ers during the (2018-2019) season. He also played for the 76ers during the 2002-03 season...Pistons' **JALEN DUREN** grew up in Philadelphia... Pistons **JAMES WISEMAN** and 76ers **KELLY OUBRE JR.** were teammates together on the Golden State Warriors for the (2020-2021) season... 76ers **KJ MARTIN** played for Detroit's assistant coach **STEPHEN SILAS** when he was head coach of the Houston Rockets from 2020-2023... Pistons assistant coaches **DAN BURKE** and **BRIAN ADAMS** served as assistant coaches for the 76ers from 2020-2023... Detroit's **WILL GENT** was a video coordinator with the 76ers... Pistons' **MALACHI FLYNN** played under 76ers head coach **NICK NURSE** from 2020-2023 while on the Toronto Raptors. During this time, he was teammate with Philadelphia's JEFF DOWNTON JR.... Philadelphia's **ROBERT COVINGTON** and Detroit's **TAJ GIBSON** were teammates on the Minnesota Timberwolves for part of (2018-2019) season... Pistons' **EVAN FOURNIER** and 76ers' **MO BAMBA** were teammates on the Orlando Magic from 2018-2020... Pistons' Taj Gibson, **CHIMEZIE METU**, and Philadelphia's **DE'ANTHONY MELTON** all played collegiately at the University of Southern California.

THE JO SHOW

- Joel Embiid was named a starter for the 2024 NBA All-Star Game on Jan. 25, marking the seventh career All-Star nod for Embiid. The only 76ers ever with more All-Star selections are Hall of Famers **DOLPH SCHAYES** (12), **JULIUS ERVING** (11), **HAL GREER** (10) and **ALLEN IVERSON** (eight).
- Embiid, Milwaukee's **GIANNIS ANTETOKOUNMPO**, and the Lakers' **LEBRON JAMES** are the only NBA players to be named All-Stars in each of the last seven seasons.
- On Jan. 22 the reigning NBA MVP set a 76ers franchise record, and a 2023-24 NBA high, with 70 points against the San Antonio Spurs. In the process, Embiid recorded the NBA's first-ever stat line of at least 70 points, 15 rebounds, and five assists.
- His record-setting performance made the Cameroon-native one of 10 NBA players in league history to record a 70-point game.
- Embiid did all of this in just 37 minutes played, the fewest ever in a 70-point game. He and Damian Lillard (39 minutes) are the only players in NBA history to score at least 70 points in a game while playing fewer than 40 minutes.
- Through 37 appearances this season, Embiid is averaging career highs in points (34.7), field goals made (11.6), free throws made (10.3), free throw percentage (88.2%), assists per game (5.5), and steals (1.2).
- Embiid is averaging 34.7 points in 33.6 minutes of action this season. Embiid joins Hall of Famer **WILT CHAMBERLAIN** and former teammate **JAMES HARDEN** as the only players to average a point per minute through 37 appearances.
- Embiid set a franchise-record with 22 straight games of 30-plus points from Nov. 17 to Jan. 22, representing the fifth-longest 30-point streak in league history.
- Has scored 25-plus points in 33 of his 37 games in 2023-24, including 29 games of 30-plus points (fifth in NBA).
- Embiid has tallied 12,002 career points, good for seventh on the franchise's all-time ledger. His 12,000th career point came on April 6 against Memphis.

A deep dive into Joel Embiid's Most Valuable Moments from 2022-23:

- Posted a then-career-high 59 points to go along with 11 rebounds, eight assists and a career-high-tying seven blocked shots against Utah on Nov. 13.
- On Feb. 15, became the fastest 76er ever to reach 10,000 career points.
- Set a franchise record with 10 straight 30-point games between March 2-20.
- Recorded an Eastern Conference-best 44 games with at least 30 points, the most by a 76er since Hall of Famer Allen Iverson did so during the 2005-06 season.
- Embiid averaged 10.2 first quarter points on 56.9% shooting making him the lone player in the league with such numbers.
- Tallied 50-plus points on three occasions, joining Chamberlain and Iverson as the only 76ers ever with at least three such games in a season.
- Over the course of the season, Embiid earned three Eastern Conference Player of the Month awards (December, January and March/April), as well as four Eastern Conference Player of the Week nods.
 - He is the first NBA player since 2019-20 and the first 76er ever to capture a trio of monthly honors within a single season.
 - His seven career Player of the Month honors are a 76ers record.

76ERS FRANCHISE SCORING LEADERS		
1.	Hal Greer	21,586
2.	Allen Iverson	19,931
3.	Dolph Schayes	18,438
4.	Julius Erving	18,364
5.	Charles Barkley	14,184
6.	Billy Cunningham	13,626
7.	Joel Embiid	12,002



Fresh Faces: The 76ers' 2023-24 roster features 16 players, including two players on two-way contracts. **New to the roster:** Mo Bamba, Nicolas Batum, Ricky Council IV, Robert Covington, Jeff Dowtin Jr., Buddy Hield, Kyle Lowry, KJ Martin, Kelly Oubre Jr., Cameron Payne, and Terquavion Smith. **Returning 76ers:** Joel Embiid, Tobias Harris, Tyrese Maxey, De'Anthony Melton and Paul Reed.

PHILADELPHIA 76ERS 2023-24 ROSTER

No.	Name	Ht.^	Wt.	DOB	Prior to NBA/Country	Years Pro
5	Mo Bamba	7' 0"	231	5/12/98	Texas/USA	5
40	Nicolas Batum	6' 8"	230	12/14/88	Le Mans/France	15
16	Ricky Council IV*	6' 6"	207	8/3/01	Arkansas/USA	R
33	Robert Covington	6' 7"	209	12/14/90	Tennessee State/USA	10
11	Jeff Dowtin Jr.	6' 3"	177	5/10/97	Rhode Island/USA	2
21	Joel Embiid	7' 0"	280	3/16/94	Kansas/Cameroon	7
12	Tobias Harris	6' 8"	226	7/15/92	Tennessee/USA	12
17	Buddy Hield	6' 4"	220	12/17/92	Oklahoma/Bahamas	7
7	Kyle Lowry	6' 0"	196	3/25/86	Villanova/USA	17
1	KJ Martin	6' 6"	215	1/6/01	IMG Academy/USA	3
0	Tyrese Maxey	6' 2"	200	11/4/00	Kentucky/USA	3
8	De'Anthony Melton	6' 3"	200	5/28/98	USC/USA	5
9	Kelly Oubre Jr.	6' 7"	203	12/9/95	Kansas/USA	8
22	Cameron Payne	6' 3"	183	8/8/94	Murray State/USA	8
44	Paul Reed	6' 9"	210	6/14/99	DePaul/USA	3
23	Terquavion Smith*	6' 4"	160	12/31/02	NC State/USA	R

^Per NBA guidelines, players were measured without shoes.

*Two-way contract

HEAD COACH: Nick Nurse

ASSISTANT COACHES: Bryan Gates, Bobby Jackson, Rico Hines, Matt Brase, Coby Karl, Mike Longabardi, Doug West

HEAD VIDEO COORDINATOR: John Corbacio

PLAYER DEVELOPMENT COACHES: Fabulous Flournoy, Jason Love, TJ DiLeo, Terrel Harris, Toure' Murry, Reggie Redding

ASSISTANT VIDEO COORDINATOR: Kareem Thawer

VICE PRESIDENT, ATHLETE CARE: Simon Rice

HEAD ATHLETIC TRAINER & MEDICAL SERVICES DIRECTOR: Kevin Johnson

HEAD STRENGTH AND CONDITIONING COACH: Ben Kenyon

PRONUNCIATIONS

- Nicolas (Nick-O-la) Batum (Ba-TOOM)
- Joel (jo-ELL) Embiid (em-BEAD)
- Tobias (toe-bias) Harris
- Terquavion Smith (turr-KWAY-vee-awn) Smith

HOW THE 76ERS WERE BUILT

- **Mo Bamba** (Signed as a free agent on July 9, 2023)
- **Nicolas Batum** (Acquired in a trade with the LA Clippers on Nov. 1, 2023)
- **Ricky Council IV** (Signed two-way contract on Oct. 25, 2023)
- **Robert Covington** (Acquired in a trade with the LA Clippers on Nov. 1, 2023)
- **Jeff Dowtin Jr.** (Signed to standard NBA contract on April 4, 2024)
- **Joel Embiid** (2014 NBA Draft, No. 3 overall)
- **Tobias Harris** (Re-signed as a free agent on July 10, 2019)
- **Buddy Hield** (Acquired in a trade with the Indiana Pacers on Feb. 8, 2024)
- **Kyle Lowry** (Signed as a free agent on Feb. 13, 2024)
- **KJ Martin** (Acquired in a trade with the LA Clippers on Nov. 1, 2023)
- **Tyrese Maxey** (2020 NBA Draft, No. 21 overall)
- **De'Anthony Melton** (Acquired in a trade with Memphis during the 2022 NBA Draft)
- **Kelly Oubre Jr.** (Signed as a free agent on Sept. 26, 2023)
- **Cameron Payne** (Acquired in a trade with the Milwaukee Bucks on Feb. 8, 2024)
- **Paul Reed** (2020 NBA Draft, No. 58 overall)
- **Terquavion Smith** (Signed to two-way contract on July 1, 2023)

TRANSACTIONS

JULY 1: Signed Terquavion Smith and Ricky Council IV to two-way contracts...**JULY 9:** Signed both Mo Bamba and Patrick Beverley as free agents...**JULY 13:** Resigned Paul Reed...**JULY 17:** Signed Ažuolas Tubelis to a two-way contract and Filip Petrušev to NBA contract...**JULY 18:** Re-signed Montrezl Harrell...**AUG 13:** Signed Javonte Smart to Exhibit 10 contract...**SEPT 11:** Signed David Duke Jr. to Exhibit 10 contract...**SEPT 13:** Signed Danny Green...**SEPT 21:** Signed Marcus Bagley to Exhibit 10 contract...**SEPT 26:** Waived Marcus Bagley and signed Kelly Oubre Jr...**SEPT. 20:** Waived Ricky Council IV and David Duke Jr...**SEPT. 21:** Converted Javonte Smart to a two-way contract...**SEPT. 23:** Waived Montrezl Harrell...**OCT 25:** Waived Ažuolas Tubelis and signed Ricky Council IV to a two-way contract...**NOV. 1:** Waived Danny Green...**NOV. 1:** Acquired Nicolas Batum, Robert Covington, KJ Martin, Marcus Morris Sr., two future first-round draft picks, the right to swap first-round draft picks with LAC in 2029, and two future second-round draft picks in exchange for James Harden, P.J. Tucker, and Filip Petrušev as part of a three-team deal with the LA Clippers and Oklahoma City Thunder...**DEC. 23:** Waived Javonte Smart...**DEC. 23:** Signed Kenneth Lofton Jr. to a two-way deal...**FEB. 8:** Acquired Buddy Hield in a three-team trade with the Indiana Pacers and San Antonio Spurs including Marcus Morris Sr. and Furkan Korkmaz and three future second-round draft picks...**FEB. 8:** Traded Danuel House Jr. to the Detroit Pistons...**FEB. 8:** Acquired Cameron Payne and a 2027 second-round pick in exchange for Patrick Beverley...**FEB. 13:** Signed Kyle Lowry...**FEB. 20:** Signed Darius Bazley to 10-day contract...**MARCH 1:** Waived Kenneth Lofton Jr...**MARCH 2:** Signed Jeff Dowtin Jr. to a two-way contract...**MARCH 15:** Signed Kai Jones to 10-day contract...**MARCH 24:** Signed D.J. Wilson to 10-day contract...**APRIL 4:** Signed Jeff Dowtin Jr. to standard NBA contract.



PHILADELPHIA 76ERS 2023-24 REGULAR SEASON STATISTICS

Through April 07 (44-35)

PHILADELPHIA 76ERS

2023-24 REGULAR SEASON STATISTICS

PLAYER				-FIELD GOALS-			-3-POINT FG--			-FREE THROWS-			--REBOUNDS--				PF	DQ	STL	TO	BLK	PTS	AVG
	G	GS	MIN	FG	FGA	PCT	FG	FGA	PCT	FT	FTA	PCT	OFF	DEF	TOT	AST							
Embiid	37	37	1242	428	806	.531	46	123	.374	382	433	.882	93	313	406	204	106	1	43	141	63	1284	34.7
Maxey	68	68	2557	618	1380	.448	204	552	.370	322	370	.870	35	218	253	427	146	1	68	113	32	1762	25.9
Harris	67	67	2272	444	913	.486	87	248	.351	179	204	.877	72	355	427	208	112	0	67	91	42	1154	17.2
Oubre Jr.	65	49	1973	372	838	.444	97	309	.314	162	217	.747	91	233	324	99	187	1	77	85	42	1003	15.4
Hield (TOT)	81	42	2098	357	818	.436	208	545	.382	48	54	.889	56	197	253	231	164	2	69	100	42	970	12.0
Hield (PHI)	29	14	763	128	301	.425	71	188	.378	20	21	.952	22	64	86	92	61	1	26	38	11	347	12.0
Melton	36	33	1002	136	348	.391	75	207	.362	66	79	.835	27	110	137	110	82	1	56	39	16	413	11.5
Lowry (TOT)	58	53	1642	161	372	.433	97	247	.393	61	73	.836	33	154	187	243	142	1	58	81	21	480	8.3
Lowry (PHI)	21	18	605	58	130	.446	35	86	.407	26	31	.839	8	50	58	96	48	1	19	28	6	177	8.4
Payne (TOT)	75	9	1246	201	467	.430	100	257	.389	58	67	.866	19	91	110	195	123	0	38	65	11	560	7.5
Payne (PHI)	28	7	545	100	245	.408	48	126	.381	21	23	.913	14	34	48	86	50	0	16	34	8	269	9.6
Reed	79	24	1533	246	458	.537	21	56	.375	60	82	.732	184	283	467	105	191	3	64	65	81	573	7.3
Morris	37	7	637	90	205	.439	36	90	.400	31	36	.861	18	91	109	26	61	0	13	19	11	247	6.7
Beverley	47	5	919	104	241	.432	35	109	.321	51	63	.810	30	115	145	144	83	0	24	49	18	294	6.3
Council	29	0	270	52	106	.491	10	29	.345	53	71	.746	14	29	43	15	14	0	7	4	1	167	5.8
Batum (TOT)	57	37	1450	113	243	.465	72	177	.407	15	21	.714	67	169	236	121	104	0	46	39	37	313	5.5
Batum (PHI)	54	37	1396	110	235	.468	70	170	.412	15	21	.714	67	162	229	116	99	0	43	38	33	305	5.6
Wilson	2	0	15	4	6	.667	2	2	1.000	0	0	---	1	1	2	2	1	0	0	0	2	10	5.0
Dowtin	9	0	113	15	27	.556	9	18	.500	3	3	1.000	3	15	18	20	1	0	5	5	1	42	4.7
Bamba	54	16	717	95	194	.490	25	63	.397	32	48	.667	75	156	231	41	99	0	22	39	57	247	4.6
Covington (TOT)	29	6	488	43	98	.439	19	56	.339	22	26	.846	31	66	97	24	56	0	39	11	18	127	4.4
Covington (PHI)	26	3	419	40	89	.449	17	48	.354	21	24	.875	29	60	89	17	49	0	33	11	16	118	4.5
House Jr.	34	4	509	47	105	.448	15	50	.300	35	46	.761	16	42	58	28	45	0	15	19	5	144	4.2
Springer	32	1	377	46	118	.390	8	37	.216	28	34	.824	25	33	58	35	49	0	25	26	11	128	4.0
Smith	13	0	75	18	43	.419	13	33	.394	2	3	.667	0	3	3	11	6	0	8	5	0	51	3.9
Martin (TOT)	60	2	747	97	181	.536	8	28	.286	22	41	.537	41	90	131	51	100	1	22	32	12	224	3.7
Martin (PHI)	58	2	715	93	171	.544	7	23	.304	21	39	.538	40	88	128	50	97	1	20	30	11	214	3.7
Korkmaz	35	0	300	30	76	.395	14	40	.350	14	20	.700	4	26	30	25	17	0	14	10	3	88	2.5
Tucker	3	3	66	2	5	.400	2	5	.400	0	0	---	1	13	14	0	9	0	3	2	2	6	2.0
Lofton	2	0	9	1	6	.167	0	2	.000	0	0	---	0	3	3	0	0	0	0	2	0	2	1.0
Bazley	3	0	10	0	1	.000	0	0	---	0	0	---	0	1	1	2	0	0	0	1	0	0	0.0
Green	2	0	18	0	2	.000	0	1	.000	0	0	---	0	2	2	1	1	0	1	0	0	0	0.0
Petrusev	1	0	3	0	0	---	0	0	---	0	0	---	0	1	1	0	0	0	0	0	0	0	0.0
Smart	1	0	1	0	0	---	0	0	---	0	0	---	0	0	0	0	0	0	0	0	0	0	0.0
76ERS	79	-	19067	3277	7049	.465	947	2615	.362	1544	1868	.827	869	2501	3370	1960	1614	10	669	948	472	9045	114.5
OPPONENTS	79	-	19067	3213	6836	.470	948	2674	.355	1472	1860	.791	880	2634	3514	2079	1467	7	488	1161	485	8846	112.0

	-- SINGLE-GAME HIGHS --							----- AVERAGE PER GAME -----							--CAREER HIGHS (C=SET, T=TIED THIS SEASON)--									
PLAYER	MIN	REB	AST	ST	TO	BL	PTS	MIN	REB	AST	STL	TO	BLK	PTS	FG	FGA	FT	FTA	REB	AST	PTS			
Embiid	41	18	11	4	8	6	70	33.6	11.0	5.5	1.16	3.8	1.70	34.7	24C	41C	23	27	22	13	70C			
Maxey	54	10	11	4	5	3	52	37.6	3.7	6.3	1.00	1.7	0.47	25.9	20C	41C	14C	15C	10C	11C	52C			
Harris	43	13	7	4	5	3	37	33.9	6.4	3.1	1.00	1.4	0.63	17.2	15	29	13	14	20	10	39			
Oubre Jr.	48	12	6	4	5	5	32	30.4	5.0	1.5	1.18	1.3	0.65	15.4	14	27	12	17	15	7	40			
Hield (TOT)	44	11	10	4	5	3	31	25.9	3.1	2.9	0.85	1.2	0.52	12.0	15	29	9	9	12	10C	42			
Hield (PHI)	44	7	10	4	5	1	24	26.3	3.0	3.2	0.90	1.3	0.38	12.0										
Melton	41	7	8	5	4	2	30	27.8	3.8	3.1	1.56	1.1	0.44	11.5	11	19C	10T	11	11	10	33			
Lowry (TOT)	39	11	10	4	4	2	28	28.3	3.2	4.2	1.00	1.4	0.36	8.3	15	29	15	16	14	19	43			
Lowry (PHI)	38	6	10	3	3	2	23	28.8	2.8	4.6	0.90	1.3	0.29	8.4										
Payne (TOT)	38	10	7	2	4	2	24	16.6	1.5	2.6	0.51	0.9	0.15	7.5	9T	20	6T	7	10C	16	29			
Payne (PHI)	38	10	7	2	4	2	24	19.4	1.7	3.1	0.57	1.2	0.29	9.6										
Reed	42	13	5	4	4	4	30	19.4	5.9	1.3	0.81	0.8	1.03	7.3	14C	21C	5T	6	14	5C	30C			
Morris	33	9	5	2	3	2	17	17.2	2.9	0.7	0.35	0.5	0.30	6.7	13	23	12	14	14	8	38			
Beverley	38	9	11	3	4	3	26	19.6	3.1	3.1	0.51	1.0	0.38	6.3	11	19	8	8	16	12	26T			
Council	29	10	3	4	1	1	19	9.3	1.5	0.5	0.24	0.1	0.03	5.8	7C	13C	8C	8C	10C	3C	19C			
Batum (TOT)	46	11	7	4	3	3	19	25.4	4.1	2.1	0.81	0.7	0.65	5.5	13	24	13	15	18	16	35			
Batum (PHI)	46	11	7	4	3	3	19	25.9	4.2	2.1	0.80	0.7	0.61	5.6										
Wilson	14	2	2	0	0	2	10	7.7	1.0	1.0	0.00	0.0	1.00	5.0	10	20	5	6	17	5	25			
Dowtin	24	5	6	3	2	1	12	12.5	2.0	2.2	0.56	0.6	0.11	4.7	4T	9	2T	3	6	6C	12C			
Bamba	32	11	3	2	3	4	18	13.3	4.3	0.8	0.41	0.7	1.06	4.6	12	17	8	10	18	6	32			
Covington (TOT)	37	7	3	5	2	2	18	16.8	3.3	0.8	1.34	0.4	0.62	4.4	15	24	12	13	16	9	43			
Covington (PHI)	37	7	3	5	2	2	18	16.1	3.4	0.7	1.27	0.4	0.62	4.5										
House Jr.	29	5	3	3	2	1	14	15.0	1.7	0.8	0.44	0.6	0.15	4.2	10	18	9	10	12	7	23			
Springer	26	5	4	4	3	2	11	11.8	1.8	1.1	0.78	0.8	0.34	4.0	8	13	4C	4C	5C	4C	19			
Smith	13	1	5	3	1	0	17	5.8	0.2	0.8	0.62	0.4	0.00	3.9	6C	8C	2C	2C	1C	5C	17C			
Martin (TOT)	31	13	4	2	3	2	15	12.4	2.2	0.9	0.37	0.5	0.20	3.7	12	21	9	12	15	7	31			
Martin (PHI)	31	13	4	2	3	2	15	12.3	2.2	0.9	0.34	0.5	0.19	3.7										
Korkmaz	27	4	3	3	1	2	19	8.6	0.9	0.7	0.40	0.3	0.09	2.5	13	18	6	7	11	6	34			
Tucker	26	7	0	2	1	2	3	22.1	4.7	0.0	1.00	0.7	0.67	2.0	10	18	9	12	19	8	24			
Lofton	5	2	0	0	2	0	2	4.4	1.5	0.0	0.00	1.0	0.00	1.0	17	25	8	12	14	3T	42			
Bazley	4	1	1	0	1	0	0	3.3	0.3	0.7	0.00	0.3	0.00	0.0	11	25	11	13	16	6	29			
Green	14	2	1	1	0	0	0	9.2	1.0	0.5	0.50	0.0	0.00	0.0	12	25	9	10	12	7	33			
Petrusev	3	1	0	0	0	0	0	2.7	1.0	0.0	0.00	0.0	0.00	0.0	1C	2C	1C	2C	1C	0	3C			
Smart	1	0	0	0	0	0	0	0.7	0.0	0.0	0.00	0.0	0.00	0.0	8	14	3	4	6	4	20			
76ERS	293	56	38	17	21	17	146	241.4	42.7	24.8	8.47	12.0	5.97	114.5	69	140	59	86	93	45	163			
OPPONENTS	293	59	39	11	25	15	139	241.4	44.5	26.3	6.18	14.7	6.14	112.0	64	148	57	74	105	44	154			



Through April 07 (13-65)

DETROIT PISTONS

2023-24 REGULAR SEASON STATISTICS

PLAYER	-- SINGLE-GAME HIGHS --							----- AVERAGE PER GAME -----							-CAREER HIGHS		(C=SET, T=TIED		THIS SEASON)		PTS
	MIN	REB	AST	ST	TO	BL	PTS	MIN	REB	AST	STL	TO	BLK	PTS	FG	FGA	FT	FTA	REB	AST	
Cunningham	44	9	13	3	7	2	43	33.5	4.3	7.5	0.90	3.4	0.35	22.7	16C	33C	11C	12C	12	13C	43C
Bogdanovic	44	12	7	3	4	1	36	32.9	3.4	2.5	0.82	2.3	0.14	20.2	17	27	16	16	13	8	48
Ivey	48	10	10	3	6	3	37	28.8	3.5	3.8	0.74	2.4	0.55	15.4	13C	23C	11	12T	11	13	37C
Duren	40	23	6	3	6	5	27	29.1	11.6	2.4	0.56	2.1	0.80	13.7	13	20	9C	10T	23C	6C	30
Burks	34	7	7	3	3	2	34	20.9	2.6	1.6	0.49	0.7	0.26	12.6	13	23	14	16	14	9	34T
Stewart	39	14	5	3	4	5	20	30.9	6.6	1.6	0.37	1.4	0.83	10.9	9	17C	10	11	21	6	24
Fontecchio (TOT)	38	9	5	2	4	4	27	24.9	3.7	1.5	0.67	1.0	0.35	10.5	10C	19C	6	6T	9T	5C	27C
Fontecchio (DET)	38	9	5	2	3	2	27	30.3	4.4	1.8	0.88	1.1	0.31	15.4							
Bagley	33	11	3	1	5	3	22	18.4	4.5	1.0	0.19	1.1	0.54	10.2	13	22	11	14	18	4T	32
Thompson	43	16	6	5	5	5	22	25.1	6.4	1.9	1.08	1.3	0.94	8.8	10C	17C	6C	7C	16C	6C	22C
Gallinari	23	4	3	1	1	1	20	14.9	2.3	2.0	0.33	0.2	0.33	8.7	15	23	18	20	18	8	47
Sasser	38	6	11	4	4	2	26	18.3	1.7	3.2	0.61	1.2	0.15	7.7	11C	18C	9C	10C	6C	11C	26C
Knox (TOT)	35	10	3	2	2	2	19	18.1	2.4	0.7	0.42	0.7	0.23	7.2	12	25	7	10	15	5	31
Knox (DET)	35	10	3	2	2	2	19	18.1	2.4	0.7	0.42	0.7	0.23	7.2							
Grimes (TOT)	34	8	4	3	3	3	19	20.1	2.0	1.3	0.69	0.5	0.14	7.0	14	25	6	8C	9	8	36
Grimes (DET)	26	4	4	2	2	3	14	19.2	2.0	2.3	0.83	1.2	0.67	5.3							
Hayes	39	7	12	3	6	3	23	24.0	2.8	4.9	0.86	1.2	0.48	6.9	12	25	8	8	8	13	28
Wiseman	37	13	5	1	4	3	24	16.6	5.0	0.8	0.17	1.1	0.61	6.9	12	15	7C	8T	14	5C	30
Nowell (TOT)	34	5	4	1	1	1	19	17.7	1.9	1.6	0.36	0.5	0.18	6.8	11	19	7	8	9	7	30
Nowell (DET)	20	4	2	1	1	1	12	19.5	3.5	1.0	0.50	0.5	1.00	12.0							
Milton	23	9	4	1	2	1	13	15.8	4.5	1.5	0.50	0.8	0.25	6.8	14	22	9	11	9T	16	39
Fournier (TOT)	31	4	5	3	3	1	18	17.2	1.8	1.5	0.96	0.6	0.14	6.3	15	25	12	15	10	10	41
Fournier (DET)	31	4	5	3	3	1	18	17.7	1.8	1.6	0.92	0.7	0.16	6.5							
Metu (TOT)	43	19	4	5	3	2	23	15.4	3.5	0.8	0.83	0.9	0.34	6.0	9C	18C	7C	9	19C	4T	23C
Metu (DET)	43	8	4	5	3	2	20	27.6	5.3	2.0	2.00	1.5	0.70	9.8							
Evbuomwan (TOT)	35	12	3	1	2	1	14	21.6	3.5	0.9	0.35	0.5	0.29	5.9	4C	9C	4C	6C	12C	3C	14C
Evbuomwan (DET)	35	8	3	1	2	1	14	22.5	3.5	0.8	0.46	0.6	0.31	7.0							
Unudé	34	7	3	3	3	2	19	12.8	2.1	0.5	0.33	0.6	0.29	5.3	5C	9C	7C	8C	7C	3C	19C
Flynn (TOT)	34	6	8	3	4	1	50	12.4	1.7	1.8	0.51	0.9	0.12	5.3	18C	25C	9C	12C	8	11	50C
Flynn (DET)	34	6	6	3	4	1	50	13.5	2.0	1.9	0.70	1.1	0.10	7.7							
Livers	36	5	3	3	3	2	14	20.4	2.1	1.1	0.57	0.7	0.22	5.0	7	20	4T	5	11	3T	18
Morris	16	4	3	1	1	1	9	11.4	2.0	1.3	0.17	0.3	0.17	4.5	10	20	7	8	9	12	24

76 GAME NOTES

PRESENTED BY  INTEGR8

Brown Jr. (TOT)	34	7	4	2	3	1	20	13.3	2.3	1.0	0.33	0.5	0.04	4.3	10	18	6	7	17	8	26
Brown Jr. (DET)	34	7	3	2	2	0	15	17.9	3.2	1.1	0.56	0.6	0.00	4.6							
Boeheim	22	3	3	0	0	1	13	9.5	1.1	0.4	0.00	0.0	0.14	4.0	4C	8C	3C	3C	3C	13C	
Rhoden	25	5	3	1	2	2	9	11.8	1.5	0.8	0.23	0.5	0.54	3.5	4T	9	2T	2T	6	3C	10
Muscala	25	5	2	1	1	2	13	13.2	2.2	0.8	0.23	0.2	0.38	3.5	9	16	9	11	13	7	27
Harris	24	3	2	1	1	1	11	10.6	0.8	0.6	0.19	0.3	0.13	2.4	11	19	7	8	12	8	30
Gibson (TOT)	22	4	3	1	1	3	5	10.3	1.7	0.5	0.17	0.3	0.33	1.3	12	23	8	10	19	7	28
Gibson (DET)	11	2	0	1	0	0	5	9.9	1.0	0.0	0.50	0.0	0.00	4.0							
Arcidiacono (TOT)	6	1	1	1	1	0	0	2.3	0.4	0.2	0.10	0.1	0.00	0.0	8	12	7	8	8	11	22
Cazalon	3	0	0	0	0	0	0	2.6	0.0	0.0	0.00	0.0	0.00	0.0	0	0	0	0	0	0	0
PISTONS	267	58	36	14	24	13	148	241.0	43.5	25.7	6.49	15.3	4.71	110.3	74	144	48	67	93	48	186
OPPONENTS	267	54	44	17	24	11	154	241.0	42.8	27.0	8.82	12.4	6.01	119.2	68	149	50	64	109	53	184

2023-24 76ERS STARTING LINEUPS

1)	Harris	Tucker	Embiid	Melton	Maxey	2-1
2)	Oubre Jr.	Harris	Embiid	Melton	Maxey	6-0
3)	Batum	Harris	Embiid	Melton	Maxey	10-2
4)	Covington	Harris	Embiid	Melton	Maxey	1-2
5)	Batum	Harris	Morris Sr.	Melton	Maxey	0-2
6)	Harris	Morris Sr.	Reed	Melton	Beverley	0-1
7)	Morris Sr.	Harris	Embiid	Oubre Jr.	Maxey	1-0
8)	Oubre Jr.	Harris	Reed	Melton	Maxey	2-2
9)	Batum	Harris	Embiid	Oubre Jr.	Maxey	6-1
10)	Batum	Morris Sr.	Reed	Oubre Jr.	Maxey	0-1
11)	Batum	Harris	Reed	Melton	Maxey	1-1
12)	Oubre Jr.	Batum	Embiid	Beverley	Maxey	0-1
13)	Batum	Morris Sr.	Reed	Oubre Jr.	Beverley	0-1
14)	Batum	Harris	Reed	Oubre Jr.	Beverley	0-1
15)	House Jr.	Harris	Embiid	Oubre Jr.	Beverley	0-1
16)	House Jr.	Harris	Reed	Oubre Jr.	Maxey	1-1
17)	House Jr.	Morris Sr.	Reed	Oubre Jr.	Maxey	0-1
18)	Oubre Jr.	Harris	Reed	Springer	Maxey	0-1
19)	Hield	Harris	Reed	Oubre Jr.	Payne	0-1
20)	Oubre Jr.	Harris	Reed	Hield	Maxey	2-1
21)	Oubre Jr.	Martin	Reed	Hield	Maxey	1-1
22)	Batum	Harris	Reed	Hield	Maxey	1-1
23)	Hield	Harris	Bamba	Lowry	Maxey	2-0
24)	Hield	Harris	Bamba	Payne	Lowry	0-1
25)	Batum	Harris	Reed	Hield	Payne	0-1
26)	Oubre Jr.	Harris	Bamba	Hield	Lowry	0-1
27)	Oubre Jr.	Harris	Bamba	Lowry	Payne	2-0
28)	Oubre Jr.	Harris	Bamba	Lowry	Maxey	0-5
29)	Oubre Jr.	Batum	Bamba	Lowry	Maxey	2-1
30)	Oubre Jr.	Harris	Bamba	Hield	Maxey	1-0
31)	Batum	Harris	Bamba	Lowry	Maxey	0-1
32)	Oubre Jr.	Harris	Embiid	Lowry	Payne	1-0
33)	Oubre Jr.	Batum	Embiid	Lowry	Maxey	2-0
34)	Batum	Oubre Jr.	Reed	Payne	Maxey	1-0*
*Most recent starting lineup						

2023-24 76ERS MILESTONE TRACKER (REGULAR SEASON)

Player	Milestone	Needed
Nicolas Batum	1,000 Steals	26
Mo Bamba	500 Blocks	74
Robert Covington	1,000 Steals	61
Joel Embiid	500 Three-Pointers Made	Accomplished 4/6/24 at MEM
Joel Embiid	4,500 Rebounds	Accomplished 11/12/23 vs. IND
Tobias Harris	15,000 Points	468
Tobias Harris	100 Blocks	23
Buddy Hield	200 Blocks	Accomplished 3/18/24 vs. MIA
Buddy Hield	2,000 Made Three-Pointers	88
Buddy Hield	10,000 Points	257
Kyle Lowry	1,500 Steals	35
Kyle Lowry	5,000 Rebounds	113
Tyrese Maxey	1,000 Assists	Accomplished 3/12/24 at NYK
Tyrese Maxey	500 Three-Pointers Made	Accomplished 3/16/24 vs. CHO
Tyrese Maxey	500 Made Free Throws	Accomplished 11/15/23 vs. BOS
De'Anthony Melton	500 Three-Pointers Made	Accomplished 12/6/23 at WAS
De'Anthony Melton	500 Steals	9
Kelly Oubre Jr.	1,000 Three-Pointers Made	95
Paul Reed	500 Points	Accomplished 10/29/23 vs. POR
Paul Reed	100 Steals	Accomplished 12/18/23 vs. CHI
Paul Reed	100 Blocks	Accomplished 12/30/23 at CHI

2023-24 76ERS REGULAR SEASON TOP-10 RANKS					
STAT	LEAGUE RANK		PLAYER	STAT	LEAGUE RANK
FTM/G	1 st (19.5)		Joel Embiid	FTM/G	1 st (10.3)
STL/G	1 st (8.5)		Joel Embiid	FGM/G	1 st (11.6)
TOT FTM	1 st (1,544)		Joel Embiid	Triple-doubles	T-10 th (2)
TOT STL	1 st (669)		Joel Embiid	TOT FTM	10 th (382)
TOV/G	2 nd (12.0)		Kyle Lowry	Charges Drawn/G	3 rd (0.33)
TOT TOV	2 nd (948)		Kyle Lowry	TOT Charges Drawn	T-6 th (19)
TOV%	2 nd (12.2)		Kyle Lowry	Charges Drawn/36	9 th (0.42)
OPP PTS Off TOV	2 nd (14.3)		Tyrese Maxey	MIN/G	3 rd (37.6)
FT%	2 nd (82.7)		Tyrese Maxey	Loose Balls Recovered/G	T-5 th (1.0)
OPP TOV%	4 th (14.9)		Tyrese Maxey	Assist/TOV	10 th (3.78)
TOT BLKS	5 th (472)		Paul Reed	Loose Balls Recovered/36	T-2 nd (1.5)
FB PTS	6 th (15.8)		Paul Reed	OREB%	T-9 th (11.6)
2 nd Chance Points/G	6 th (14.8)		Paul Reed	DFL/36	7 th (3.8)
BLK/G	7 th (6.0)				
OREB/G	9 th (11.0)				
TOT OREB	9 th (869)				
OREB%	10 th (29.1)				
NET RATING	10 th (2.6)				

Reflected in the below chart is how many times each 76er has led the team in points, rebounds, assists, steals or blocks in a single game this season. Within the parentheses are instances of ties in the corresponding category. For example, Embiid: 2 (1) means that Joel has led the team in blocks twice and in one of those games he was tied with another player for the team high.

2023-24 TEAM LEADERS					
PLAYER	PTS	REBS	AST	STL	BLK
Bamba		6 (3)		3 (3)	16 (11)
Batum		3 (1)	1 (1)	10 (6)	11 (9)
Bazley					
Beverley	1	1	5	4 (4)	9 (6)
Council IV	1	1		2 (1)	1 (1)
Covington		1	1	6 (3)	5 (5)
Dowtin Jr.			1	1 (1)	
Embiid	30 (2)	32 (1)	13 (3)	11 (6)	22 (12)
Harden					
Harris	6 (2)	13 (4)	7 (3)	10 (6)	10 (6)
Hield	1 (1)		2	4 (2)	3 (3)
House Jr.				3 (2)	
Korkmaz			1	1 (1)	2 (2)
Lofton Jr.					
Lowry	1		8 (1)	6 (6)	1 (1)
Martin		2 (1)	1	1 (1)	4 (4)
Maxey	31 (5)	1	42 (8)	13 (10)	7 (7)
Melton	1 (1)	1 (1)	1	13 (7)	6 (5)
Morris Sr.	1 (1)	3 (1)			4 (3)
Oubre Jr.	11 (1)	5 (3)	2 (1)	16 (11)	12 (9)
Payne		1	2	2 (1)	4 (4)
Petrušev					
Reed	1	18 (6)	2 (1)	15 (11)	27 (15)
Smart					
Smith			1 (1)	2 (2)	
Springer				5 (3)	3 (2)
Tucker		1 (1)		1 (1)	
Wilson					1

Represented in the chart below is each time a 76er reached one of the listed plateaus in a single game this season.

2023-24 OUTSTANDING PERFORMERS									
PLAYER	10+ PTS	20+ PTS	30+ PTS	10+ REBS	10+ AST	3+ STL	3+ BLK	DBL-DBL	TRP-DBL
Bamba	6			2			8	1	
Batum	7			1		5	2		
Bazley									
Beverley	11	1			1			1	
Council IV	8			1		1		1	
Covington	3					4			
Dowtin Jr.	3					1			
Embiid	37	36	29	27	3	4	8	28	2
Harden									
Harris	57	26	4	7		10	3	8	
Hield	18	4			1	2		1	
House Jr.	4					1			
Korkmaz	3								
Lofton Jr.									
Lowry	7	1			2			2	
Martin	6			1				1	
Maxey	65	54	22	1	8	8	1	9	
Melton	22	4	1			8			
Morris Sr.	11								
Oubre Jr.	48	18	2	4		7	3	4	
Payne	13	3		1				1	
Petrušev									
Reed	23	1	1	8		5	5	7	
Smart									
Smith	1					1			
Springer	3					2			
Tucker									
Wilson	1								

2023-24 INDIVIDUAL & OPPONENT SINGLE-GAME HIGHS

	INDIVIDUAL	INDIVIDUAL OPPONENT	76ERS	OPPOSING TEAM
MIN	53:57, Tyrese Maxey at SAS 4/7/24 2OT	48:36, Tre Jones at SAS 4/7/24 2OT	290:00, at SAS 4/7/24 2OT	290:00, at SAS 4/7/24 2OT
FG	24, Joel Embiid vs. SAS 1/22/24	14, Luka Doncic at DAL 3/3/24 14, Cam Thomas vs. BKN 2/3/24	53, at CHA 12/16/23 53, vs. IND 11/12/23	53, at IND 1/25/24
FGA	41, Tyrese Maxey at SAS 4/7/24 2OT 41, Joel Embiid vs. SAS 1/22/24	27, Luka Doncic at DAL 3/3/24	114, at SAS 4/7/24 2OT	104, vs. ATL 12/8/23
3FG	7, Tyrese Maxey at UTA 2/1/24 7, Tyrese Maxey vs. IND 11/12/23 7, Tyrese Maxey at TOR 10/28/23	9, Grayson Allen at PHO 3/20/24	24, at TOR 3/31/24	20, vs. BKN 2/3/24
3FGA	14, Tyrese Maxey at MIA 4/4/24	15, Grayson Allen at PHO 3/20/24	46, vs. MIL 2/25/24 46, vs. WAS 12/11/23 46, vs. LAL 11/27/23	51, vs. BKN 2/3/24
FT	21, Joel Embiid vs. SAS 1/22/24	17, Damian Lillard at MIL 10/26/23	37, at OKC 11/25/23	34, at BOS 2/27/24
FTA	23, Joel Embiid vs. SAS 1/22/24	18, Giannis Antetokounmpo at MIL 3/14/24	45, at OKC 11/25/23	42, at ATL 1/10/24 OT
OREB	9, Joel Embiid vs. SAS 1/22/24	11, Nikola Jokic vs. DEN 1/16/24	23, vs. IND 11/12/23	23, vs. SAC 1/12/24 23, vs. ATL 12/8/23
DREB	15, Joel Embiid vs. CHI 1/2/24 15, Joel Embiid at CHA 12/16/23	20, Andre Drummond at CHI 12/30/23	44, vs. BOS 11/8/23	47, at BOS 2/27/24
REBS	18, Joel Embiid vs. SAS 1/22/24	23, Andre Drummond at CHI 12/30/23	56, vs. BOS 11/8/23	59, at SAS 4/7/24 2OT
AST	11, Tyrese Maxey at MIA 4/4/24 11, Tyrese Maxey at CLE 3/29/24 11, Patrick Beverley at DEN 1/27/24 11, Joel Embiid vs. LAL 11/27/23 11, Tyrese Maxey at DET 11/10/23 11, Tyrese Maxey vs. WAS 11/6/23	17, Tyrese Haliburton vs. IND 11/12/23	38, vs. CHO 3/1/24	39, at WAS 12/6/23
STL	5, De'Anthony Melton vs. WAS 12/11/23 5, Robert Covington at BOS 12/1/23	4, Tre Mann vs. CHO 3/16/24 4, Jevon Carter vs. CHI 1/2/24 4, DeMar DeRozan vs. CHI 12/18/23 4, Jaylen Brown at BOS 12/1/23 4, Jabari Walker vs. POR 10/29/23	17, vs. DET 12/15/23	11, vs. NYK 2/22/24 11, at NOP 11/29/23 11, vs. PHX 11/4/23
BLK	6, Joel Embiid vs. POR 10/29/23	7, Victor Wembanyama at SAS 4/7/24 2OT	17, vs. POR 10/29/23	12, at PHO 3/20/24 12, vs. PHO 11/4/23
TO	8, Joel Embiid at MEM 4/6/24 8, Joel Embiid at GSW 1/30/24	8, LeBron James at LAL 3/22/24	21, at NOP 11/29/23	25, at SAS 4/7/24 2OT
PTS	70, Joel Embiid vs. SAS 1/22/24	40, Cam Thomas vs. BKN 2/3/24	146, vs. WAS 12/11/23 146, vs. WAS 11/6/23	139, at ATL 1/10/24 OT




76 GAME NOTES

PRESENTED BY  INTEGR8

2023-24 QUARTER-BY-QUARTER HIGHS		
76ERS		OPPONENT
	FIRST QUARTER	
24, Joel Embiid vs. SAS 1/22/24	POINTS	17, Keegan Murray at SAC 3/25/24
9, Joel Embiid at CHA 12/16/23	REBOUNDS	9, Anthony Davis at LAL 3/22/24 9, Andre Drummond at CHI 12/30/23
6, Patrick Beverley at DEN 1/27/24	ASSISTS	5, Luka Doncic at DAL 3/3/24 5, Jayson Tatum at BOS 2/27/24 5, Caris LeVert vs. CLE 2/12/24 5, Jalen Johnson vs. ATL 2/9/24 5, Pascal Siakam at IND 1/25/24
	SECOND QUARTER	
19, Tyrese Maxey at HOU 12/29/23	POINTS	19, Bojan Bogdanovic vs. NYK 2/22/24
7, Joel Embiid at MEM 4/6/24	REBOUNDS	8, Kevin Love at MIA 4/4/24
7, Paul Reed vs. MIA 2/14/24	ASSISTS	7, James Harden at LAC 3/24/24
6, Tyrese Maxey vs. WAS 11/6/23	FIRST HALF	
34, Joel Embiid vs. SAS 1/22/24	POINTS	21, Jalen Brunson vs. NYK 1/5/24 21, Damian Lillard at MIL 10/26/23
11, Joel Embiid at DET 11/10/23	REBOUNDS	12, Nic Claxton vs. BKN 2/3/24
8, Tyrese Maxey at CLE 2/12/24 8, Patrick Beverley at DEN 1/27/24 8, Tyrese Maxey at BKN 11/19/23	ASSISTS	8, James Harden at LAC 3/24/24 8, Devin Booker at PHO 3/20/24 8, Josh Hart at NYK 3/12/24 8, Trae Young vs. ATL 2/9/24 8, Trae Young at ATL 1/10/24 OT 8, Deni Avdija at WAS 12/6/23
	THIRD QUARTER	
29, Joel Embiid vs. WAS 11/6/23	POINTS	21, Cam Thomas vs. BKN 2/3/24
7, Joel Embiid vs. CHI 11/24/24	REBOUNDS	7, Jayson Tatum vs. BOS 11/8/23
7, Joel Embiid vs. LAL 11/27/23	ASSISTS	9, Tyrese Haliburton vs. IND 11/12/23
5, Tyrese Maxey at MIN 11/22/23	FOURTH QUARTER	
18, Tyrese Maxey at SAS 4/7/24 2OT	POINTS	20, Scoot Henderson at POR 1/30/24
8, KJ Martin at PHO 3/20/24	REBOUNDS	7, Jake LaRavia vs. MEM 3/6/24 7, Clint Capela vs. ATL 12/8/23
5, Tyrese Maxey at CLE 3/29/24 5, Terquavion Smith at IND 1/25/24	ASSISTS	6, Tyrese Haliburton vs. IND 11/14/23
	SECOND HALF	
36, Joel Embiid vs. SAS 1/22/24	POINTS	28, Cam Thomas vs. BKN 2/3/24
10, KJ Martin at PHO 3/20/24	REBOUNDS	12, Andre Drummond at CHI 12/30/23
9, Tyrese Maxey at CLE 3/29/24	ASSISTS	13, Tyrese Haliburton vs. IND 11/12/23
	OVERTIME	
5, Ricky Council IV at SAS 4/7/24 2OT	POINTS	7, Jalen Johnson at ATL 1/10/24 OT
3, Joel Embiid vs. CLE 11/21/23 OT	REBOUNDS	3, Victor Wembanyama at SAS 4/7/24 2OT 3, Onyeka Okongwu at ATL 1/10/24 OT 3, Jarrett Allen vs. CLE 11/21/23 OT
3, Tyrese Maxey vs. CLE 11/21/23 OT	ASSISTS	2, Devonte' Graham at SAS 4/7/24 2OT

2023-24 QUARTER-BY-QUARTER TEAM HIGHS		
76ERS		OPPONENT
	FIRST QUARTER	
43, vs. CHI 12/1/23	POINTS	44, at BOS 12/1/23
43, vs. WAS 12/11/23		
19, at DET 12/13/23	REBOUNDS	21, at PHO 3/20/24
13, vs. CHI 12/24/23	ASSISTS	13, vs. BKN 2/3/24
	SECOND QUARTER	
42, vs. DEN 1/16/24	POINTS	45, vs. ATL 12/8/23
42, vs. WAS 11/6/23		
18, vs. BOS 11/8/23	REBOUNDS	20, at SAS 4/7/24 2OT
15, vs. WAS 11/6/23	ASSISTS	13, at WAS 12/6/23
	FIRST HALF	
78, vs. DEN 1/16/24	POINTS	78, vs. DEN 1/16/24
33, vs. LAC 3/27/24	REBOUNDS	34, at PHO 3/20/24
21, vs. WAS 11/6/23	ASSISTS	22, vs. ATL 2/9/24 22, at WAS 12/6/23
	THIRD QUARTER	
45, vs. WAS 11/6/23	POINTS	43, vs. GSW 2/7/24
16, vs. DAL 2/5/24		
16, at OKC 11/25/23	REBOUNDS	17, vs. UTA 1/6/24 17, at BOS 12/1/23
16, vs. BOS 11/6/23		
11, at WAS 12/6/23	ASSISTS	11, vs. IND 11/12/23
11, vs. WAS 11/6/23		
	FOURTH QUARTER	
41, at HOU 12/29/23	POINTS	41, vs. DAL 2/5/24 41, at OKC 11/25/23
17, vs. LAL 11/27/23	REBOUNDS	19, vs. MEM 3/6/24 19, at DEN 1/27/24
17, vs. IND 11/12/23		
11, at NOP 11/29/23	ASSISTS	14, vs. DAL 2/5/24
	SECOND HALF	
72, vs. IND 11/14/23	POINTS	79, vs. GSW 2/7/24
30, vs. DET 12/15/23		
30, vs. LAL 11/27/23	REBOUNDS	34, vs. MEM 3/6/24
30, vs. IND 11/12/23		
19, at WAS 12/6/23	ASSISTS	19, at PHO 3/20/24
	OVERTIME	
12, at SAS 4/7/24 2OT	POINTS	14, at ATL 1/10/24 OT
5, at SAS 4/7/24 2OT	REBOUNDS	7, at ATL 1/10/24 OT 7, vs. CLE 11/21/23 OT
5, at ATL 1/10/24 OT		
4 at SAS 4/7/24 2OT	ASSISTS	4, vs. CLE 11/21/23 OT

2023-24 DELAWARE BLUE COATS (NBA G LEAGUE)	
	REGULAR SEASON RECORD: 19-15
	Last Game: L, 112-119 at Maine
	TEAM LEADERS:
	PTS/G: Terquavion Smith (23.1) REB/G: Melvin Frazier Jr. (7.4) AST/G: Jeff Dowtin Jr. (5.4)

LAST TIME A 76ER OR AN OPPONENT INDIVIDUAL HAD (REG. SEASON)...		
	76ERS	OPPONENTS
40-49 points	Joel Embiid (1/16/24 vs. DEN) - 41	Cam Thomas (2/3/24 vs. BKN) - 40
50+ points	Tyrese Maxey (4/4/24 at SAS) - 52	Bradley Beal (1/6/21 vs. WAS) - 60
15-19 rebounds	Joel Embiid (1/22/24 vs. SAS) - 18	Victor Wembanyama (4/7/24 at SAS) - 18
20+ rebounds	Joel Embiid (4/9/22 vs. IND) - 20	Andre Drummond (12/30/23 at CHI) - 23
25+ rebounds	Andre Drummond (11/8/21 vs. NYK) - 25	Dwight Howard (4/15/06 vs. ORL) - 26
10+ offensive rebounds	Andre Drummond (1/31/22 vs. MEM) - 10 (OT)	Nikola Jokic (1/16/24 vs. DEN) - 11
15+ defensive rebounds	Joel Embiid (1/2/24 vs. CHI) - 15	Victor Wembanyama (4/7/24 at SAS) - 15
5+ blocks	Kelly Oubre Jr. (3/18/24 vs. MIA) - 5	Victor Wembanyama (4/7/24 at SAS) - 7
10+ blocks	Dikembe Mutombo (12/1/01 at CHI) - 10	Joakim Noah (2/28/13 vs. CHI) - 11
5+ steals	De'Anthony Melton (12/11/23 vs. WAS) - 5	Seth Curry (3/10/22 vs. BKN) - 5
10+ steals	N/A	Michael Finley (1/23/01 vs. DAL) - 10
15+ assists	Shake Milton (4/7/23 at ATL) - 16	Tyrese Haliburton (11/14/23 vs. IND) - 15
20+ assists	James Harden (3/6/23 at IND) - 20	Trae Young (4/7/23 at ATL) - 20
15+ field goals made	Tyrese Maxey (4/7/24 at SAS) - 19	Cam Thomas (4/9/23 at BKN) - 16
20+ field goals made	Joel Embiid (1/22/24 vs. SAS) - 24	Bradley Beal (1/6/21 vs. WAS) - 20
30+ field goals made	Wilt Chamberlain (12/16/67 at CHI) - 30	N/A
6+ 3-pointers made	Kelly Oubre Jr./Cam Payne (3/31/24 at TOR) - 6	Terry Rozier (4/4/24 at MIA) - 6
8+ 3-pointers made	De'Anthony Melton (12/9/22 vs. LAL OT) - 8	Grayson Allen (3/20/24 at PHO) - 9
15+ free throws made	Joel Embiid (1/22/24 vs. SAS) - 21	Damian Lillard (10/26/23 at MIL) - 17
15+ free throws attempted	Joel Embiid (1/22/24 vs. SAS) - 23	Giannis Antetokounmpo (3/14/24 at MIL) - 18
10+ turnovers	Ben Simmons (10/30/18 at TOR) - 11	Derrick Rose (3/28/11 vs. CHI) - 10
Triple-Double	Joel Embiid (1/2/24 vs. CHI) - 31 PTS, 15 REB, 10 AST	Domantas Sabonis (3/25/24 at SAC) - 11 PTS, 13 REB, 10 AST
20/20 Game (PTS/REBS)	Joel Embiid (4/9/22 vs. IND) - 41 PTS, 20 REBS	Giannis Antetokounmpo (2/6/20 at MIL) - 36 PTS, 20 REBS
30/20 Game (PTS/REBS)	Joel Embiid (4/9/22 vs. IND) - 41 PTS, 20 REBS	Giannis Antetokounmpo (2/6/20 at MIL) - 36 PTS, 20 REBS
20/15 Game (PTS/ASTS)	James Harden (1/12/23 vs. OKC) - 24 PTS, 15 ASTS	Tyrese Haliburton (11/14/23 vs. IND) - 33 PTS, 15 ASTS
Win/Loss at Buzzer	Joel Embiid (3/10/23 vs. POR) - FINAL: 120-119	Eric Gordon (10/25/17 vs. HOU) - FINAL: 105-104

LAST TIME THE 76ERS (REG. SEASON)...	
Won by 20-29 pts	4/6/24 at MEM - 116-96
Won by 30+	12/16/23 at CHA - 135-82
Lost by 20-29 pts	2/25/24 vs. MIL - 119-98
Lost by 30+	1/5/24 vs. NYK - 128-92
Won 5+ straight	1/12/24 - 1/22/24 - W6
Won 10+ straight	3/15/18 - 4/11/18 - W16
Lost 5+ straight	11/8/21 - 11/16/21 - L5
Lost 10+ straight	3/29/17 - 10/21/17 - L11
Scored 40+ in a quarter	3/24/24 at LAC - 41 in 1Q
Came back from 20+ pts to win	3/10/23 vs. POR - Down 21 FINAL: 120-119

HEAD COACH NICK NURSE



Nick Nurse was named the 26th head coach in 76ers franchise history on June 1, 2023, and joined the club after 10 total seasons (five as an assistant and five as head coach) with the Toronto Raptors. His teams have posted a .610 postseason winning percentage, making him one of three active coaches with such a mark.

#5 MO BAMBA - 7-0 / 231 - Texas / USA - 5/12/98 - 5 Years Pro



LAST FIVE GAMES																		
Opponent	Date	W/L	MP	FG	FGA	3FG	3FGA	FT	FTA	OR	DR	TOT	AST	PF	STL	TO	BLK	PTS
at SAS	4/7	W	15	1	6	1	3	0	0	1	6	7	1	4	0	0	2	3
at MEM	4/6	W	DND - ILLNESS															
at MIA	4/4	W	DND - ILLNESS															
vs. OKC	4/2	W	INACTIVE - ILLNESS															
at TOR	3/31	W	13	1	3	0	2	2	2	0	4	4	1	1	1	1	1	4

23-24 Highs
PTS 18, at MIA 12/25/23
FGM 7, at MIA 12/25/23
FGA 9, vs. UTA 1/6/24
3FG 3, at MIA 12/25/23
3FGA 4, at BOS 12/1/23
FTM 4, at DAL 3/3/24
FTA 4 (2), at DAL 3/3/24

Career Highs
PTS 32, at PHI 1/19/22
FGM 12, at PHI 1/19/22
FGA 17, at PHI 1/19/22
3FG 7, at PHI 1/19/22
3FGA 9, at PHI 1/19/22
FTM 8, vs. BOS 5/5/21
FTA 10, vs. BOS 5/5/21

23-24 Highs
OR 5 (2), at SAC 3/25/24
DR 8 (3), vs. LAC 3/27/24
TR 10, vs. DAL 2/5/24
AST 3 (2), vs. CLE 2/23/24
STL 2 (4), at PHO 3/20/24
BLK 4 (2), vs. SAC 1/12/24
MIN 25:31, at MIA 12/25/23

Career Highs
PTS 7 (2), vs. CHA 11/14/22
FGM 15, at TOR 10/29/21
FGA 18 (2), vs. TOR 11/29/21
3FG 6, vs. TOR 4/1/22
3FGA 3 (2), vs. BOS 11/15/21
FTM 6 (2), vs. CLE 4/5/22
FTA 39:26, at TOR 10/29/21

PRO CAREER ENTERING 2023-24 REG. SEASON: Has appeared in 275 NBA regular season games (82 starts) during his six-year career with the Orlando Magic and Los Angeles Lakers and has averaged 7.5 points, 5.8 rebounds, 1.3 blocks and 18.0 minutes while shooting 47.6% from the floor, 35.9% from three-point range and 68.11% from the foul line.

PERSONAL: Mohamed Bamba was born on May 12, 1998, in New York City, New York. He is a forward/center in the NBA. He is the son of proud parents Lancine Bamba and Aminata Johnson, who relocated from the Ivory Coast. Mohamed's ancestors were born and brought up in Mali. His older sibling, Sidiki Johnson, engaged in college basketball at Arizona, Providence, and Wabash Valley. An additional member of his household, separated brother Ibrahim Johnson, also played university basketball at numerous universities. Counting both Farmingdale State and Montevallo. Talking about his academic records he attended Cardigan Mountain School located in Canaan, New Hampshire. After graduating from the Mountain school Bamba joined Westtown School in Westtown, Pennsylvania. Upon successful completion of the high school degree, the basketball player attended the University of Texas for the higher studies degree. Bamba first showed his interest in basketball at the tender age of six, inspired by its popularity in his hometown.

#40 NICOLAS BATUM - 6-8 / 230 - Le Mans / France - 12/14/88 - 15 Years Pro



LAST FIVE GAMES																		
Opponent	Date	W/L	MP	FG	FGA	3FG	3FGA	FT	FTA	OR	DR	TOT	AST	PF	STL	TO	BLK	PTS
at SAS	4/7	W	46	3	7	3	7	0	0	0	7	7	2	2	3	0	0	9
at MEM	4/6	W	21	3	5	3	5	0	0	1	2	3	0	0	0	0	0	9
at MIA	4/4	W	32	0	4	0	3	0	0	0	4	4	7	1	2	2	1	0
vs. OKC	4/2	W	30	3	6	1	4	0	0	0	2	2	2	2	1	3	1	7
at TOR	3/31	W	28	7	8	5	6	0	0	1	5	6	2	0	2	0	0	19

	23-24 Highs	Career Highs		23-24 Highs	Career Highs
PTS	19, at TOR 3/31/24	35, vs. HOU 11/16/12	OR	4 (2), vs. SAS 1/22/24	7, at GSW 12/25/10
FGM	7, at TOR 3/31/24	13, vs. HOU 11/16/12	DR	9, at DAL 3/3/24	17, vs. ATL 3/5/14
FGA	8 (2), at TOR 3/31/24	24, vs. WAS 2/14/12	TR	11, at DAL 3/3/24	18 (2), at NOP 3/14/14
3FG	5, at TOR 3/31/24	9, vs. DEN 2/4/12	AST	7, at MIA 4/4/24	16, at ATL 3/15/18
3FGA	7, at SAS 4/7/24 2OT	15, vs. DEN 2/4/12	STL	4, vs. UTA 1/6/24	6, at HOU 11/3/12
FTM	4, at WAS 12/6/23	13, vs. OKC 1/4/17	BLK	3 (3), at ATL 1/10/24	5 (3), at IND 4/13/21
FTA	7, at WAS 12/6/23	15, vs. OKC 1/4/17	MIN	37:56, vs. MIA 3/18/24	47:26, vs. UTA 1/18/16

PRO CAREER ENTERING 2023-24 REG. SEASON: Holds career averages of 10.7 points, 5.0 rebounds and 3.4 assists while shooting 43.6% from the floor and 36.5% from three in 996 games (825 starts) with Portland, Charlotte and the Los Angeles Clippers.

PERSONAL: The son of Richard and Sylvie Batum...Has one sister, Pauline...Father Richard played basketball professionally in France before passing away in 1991...With his mother and sister, created the Foundation Batum in an effort to assist pregnant women and women with children in Africa...Has been a member of the French National Team since 2009...Represented France in the 2012 Olympics, 2010 FIBA World Championships, 2014 FIBA World Cup and FIBA European Championships in 2009, 2011, 2013 and 2015...Led France to a gold medal in 2013 European Championships, silver medal in 2011 European Championships and bronze medals in 2014 FIBA World Cup and 2015 European Championships...Earned MVP honors after leading France to a gold medal at the European Under-18 Championships in 2006...Helped France to a bronze medal in the 2007 Under-19 World Championships...Scored 23 points on 9-for-13 shooting (including six dunks) for the World Team at the 2007 Nike Hoop Summit.

#16 RICKY COUNCIL IV - 6-6 / 207 - Arkansas / USA - 8/3/01 - Rookie



LAST FIVE GAMES																		
Opponent	Date	W/L	MP	FG	FGA	3FG	3FGA	FT	FTA	OR	DR	TOT	AST	PF	STL	TO	BLK	PTS
at SAS	4/7	W	22	4	5	0	0	3	3	1	1	2	3	1	4	0	0	11
at MEM	4/6	W	12	1	3	1	2	0	0	0	0	0	1	0	1	0	0	3
at MIA	4/4	W	INACTIVE - G LEAGUE - TWO-WAY															
vs. OKC	4/2	W	INACTIVE - G LEAGUE - TWO-WAY															
at TOR	3/31	W	1	0	0	0	0	0	0	0	0	0	0	0	0	0	0	0

	23-24/Career Highs		23-24/Career Highs
PTS	19, at WAS 2/10/24	OR	5, at WAS 2/10/24
FGM	7, at WAS 2/10/24	DR	5, at WAS 2/10/24
FGA	13, at WAS 2/10/24	TR	10, at WAS 2/10/24
3FG	2, at PHO 3/20/24	AST	3, at SAS 4/7/24 2OT
3FGA	4, vs. MIA 2/14/24	STL	4, at SAS 4/7/24 2OT
FTM	8, vs. GSW 2/7/24	BLK	1, at NYK 3/12/24
FTA	8 (2), at WAS 2/10/24	MIN	29:11, at WAS 2/10/24

PERSONAL: The son of Rick and Ruth Council — has 2 older brothers, Ricky II & Ricky III...Was the 2022 American Athletic Conference Sixth Man of the Year and made the 2021 AAC All-Freshman Team... Teammates with former Razorback Trey Wade at Wichita State in 2020-21 and the duo helped the Shockers win the AAC regular-season title and earn an NCAA Tournament berth.

76 GAME NOTES

PRESENTED BY INTEGR8

#33 ROBERT COVINGTON - 6-7 / 209 - Tennessee State / USA - 12/14/90 - 10 Years Pro



LAST FIVE GAMES																		
Opponent	Date	W/L	MP	FG	FGA	3FG	3FGA	FT	FTA	OR	DR	TOT	AST	PF	STL	TO	BLK	PTS
at SAS	4/7	W	INACTIVE - LEFT KNEE; BONE BRUISE															
at MEM	4/6	W	INACTIVE - LEFT KNEE; BONE BRUISE															
at MIA	4/4	W	INACTIVE - LEFT KNEE; BONE BRUISE/ILLNESS															
vs. OKC	4/2	W	DND - LEFT KNEE; BONE BRUISE															
at TOR	3/31	W	INACTIVE - LEFT KNEE; BONE BRUISE															

	23-24 Highs	Career Highs		23-24 Highs	Career Highs
PTS	18, at BOS 12/1/23	43, vs. MIL 4/1/22	OR	4, at ATL 11/17/23	7, vs. TOR 12/14/16
FGM	6, vs. BOS 11/15/23	15, vs. MIL 4/1/22	DR	6, at DET 12/13/23	15, at BOS 2/29/20
FGA	13, vs. BOS 11/15/23	24, vs. MIL 4/1/22	TR	7 (4), at NOP 11/29/23	16, at BOS 2/29/20
3FG	4, at NOP 11/29/23	11, vs. MIL 4/1/22	AST	3 (2), at ATL 11/17/23	9, at LAL 2/2/22
3FGA	6, at BOS 12/1/23	18, vs. MIL 4/1/22	STL	5, at BOS 12/1/23	8, vs. HOU 11/27/15
FTM	7, at BOS 12/1/23	12, vs. MIL 4/13/15	BLK	2 (2), at MIN 11/22/23	6, vs. OKC 2/16/21
FTA	7, at BOS 12/1/23	13, vs. MIL 4/13/15	MIN	37:12, vs. BOS 11/15/23	48:37, vs. OKC 12/15/17

PRO CAREER ENTERING 2023-24 REG. SEASON: Holds career averages of 27.2 points (50.1 FG%, 33.7 3P%, 81.9 FT%), 11.2 rebounds, 3.4 assists and 31.8 minutes in 394 games (all starts) over seven NBA seasons with Philadelphia... The reigning NBA MVP is a six-time NBA All-Star (2017-23), four-time All-NBA selection (2017-18, 2018-19, 2020-21, 2021-22), three-time All-Defensive Team selection (2017-18, 2018-19, 2020-21), two-time scoring champion (2021-23) and 2016-17 All-Rookie team member.

PERSONAL: Son of Dennis Covington and Teresa Bryant...Majored in Human Performance and Sports Science at Tennessee State...Led Proviso West High School (near Chicago) to the West Suburban championship as a senior, earning conference Player of the Year honors in the process...Loves reptiles and has pet snakes, geckos and bearded dragons.

#11 JEFF DOWTIN JR. - 6-3 / 177 - Rhode Island / USA - 5/10/97 - 2 Years Pro



LAST FIVE GAMES																		
Opponent	Date	W/L	MP	FG	FGA	3FG	3FGA	FT	FTA	OR	DR	TOT	AST	PF	STL	TO	BLK	PTS
at SAS	4/7	W	12	0	2	0	1	0	0	0	2	2	1	0	1	0	0	0
at MEM	4/6	W	14	4	5	2	3	1	1	1	4	5	2	0	0	0	0	11
at MIA	4/4	W	INACTIVE - G LEAGUE - TWO-WAY															
vs. OKC	4/2	W	INACTIVE - G LEAGUE - TWO-WAY															
at TOR	3/31	W	5	0	1	0	0	0	0	1	0	1	1	1	0	2	0	0

	23-24 Highs	Career Highs		23-24 Highs	Career Highs
PTS	12, at PHO 3/20/24	12, at PHO 3/20/24	OR	1 (3), at MEM 4/6/24	3, at CLE 3/28/22
FGM	4 (3), at MEM 4/6/24	4 (4), at MEM 4/6/24	DR	4, at MEM 4/6/24	4 (3), at MEM 4/6/24
FGA	7, vs. MEM 3/6/24	9, vs. BKN 11/23/22	TR	5, at MEM 4/6/24	6, at CLE 3/28/22
3FG	2 (3), at MEM 4/6/24	2 (4), at MEM 4/6/24	AST	6, vs. MEM 3/6/24	6, vs. MEM 3/6/24
3FGA	4, vs. MEM 3/6/24	4, vs. MEM 3/6/24	STL	3, vs. MEM 3/6/24	3 (2), vs. MEM 3/6/24
FTM	2, at PHO 3/20/24	2 (4), at PHO 3/20/24	BLK	1, vs. MEM 3/6/24	1 (5), vs. MEM 3/6/24
FTA	2, at PHO 3/20/24	3, vs. DET 3/24/23	MIN	23:58, vs. MEM 3/6/24	30:04, at OKC 3/23/22

PRO CAREER ENTERING 2023-24 REG. SEASON: Averaging 2.4 points, 1.2 rebounds, 1.2 assists and 10.8 minutes in 34 career NBA games with Golden State, Milwaukee, Orlando and Toronto... Shooting .398 (33-83) from the field, 24 percent (6-25) from three-point range and .727 (8-11) at the free throw line.

PERSONAL: A Washington D.C.-area native...Spent four seasons playing collegiately at Rhode Island. As a senior in 2019-20, he posted 13.9 points, 3.5 rebounds, 3.2 assists, and 1.3 steals in 35.6 minutes per game across 29 contests (all starts)...The Rams appeared in two NCAA Tournaments during Downtin Jr.'s tenure (2017 and 2018).

#21 JOEL EMBIID • 7-0 / 280 • Kansas / Cameroon • 3/16/94 • 7 Years Pro



LAST FIVE GAMES																	
Opponent	Date	W/L	MP	FG	FGA	3FG	3FGA	FT	FTA	OR	DR	TOT	AST	PF	STL	TO	PTS
at SAS	4/7	W	INACTIVE - LEFT KNEE; INJURY RECOVERY														
at MEM	4/6	W	23	9	13	2	2	10	13	3	9	12	1	2	0	8	30
at MIA	4/4	W	33	11	25	3	6	4	5	0	4	4	3	2	1	1	29
vs. OKC	4/2	W	29	6	14	0	3	12	12	1	5	6	7	4	3	6	24
at TOR	3/31	W	INACTIVE - LEFT KNEE; MENISCUS PROCEDURE														

	23-24 Highs	Career Highs		23-24 Highs	Career Highs
PTS	70, vs. SAS 1/22/24	70, vs. SAS 1/22/24	OR	9, vs. SAS 1/22/24	9 (3), vs. SAS 1/22/24
FGM	24, vs. SAS 1/22/24	24, vs. SAS 1/22/24	DR	15 (2), vs. CHI 1/2/24	18, at WAS 12/5/19
FGA	41, vs. SAS 1/22/24	41, vs. SAS 1/22/24	TR	18, vs. SAS 1/22/24	22, vs. BOS 3/20/19
3FG	3 (3), vs. DEN 1/16/24	6, at POR 12/28/17	AST	11, vs. LAL 11/27/23	13, vs. MIL 4/4/19
3FGA	7, at MIL 10/26/23	13, at MIL 3/17/19	STL	4, at ORL 1/19/24	5 (2), vs. DAL 3/18/22
FTM	21, vs. SAS 1/22/24	23, at NYK 2/27/22	BLK	6, vs. POR 10/29/23	7 (2), vs. UTA 11/13/22
FTA	23, vs. SAS 1/22/24	27, at NYK 2/27/22	MIN	41:02, vs. CLE 11/21/23 OT	48:39, vs. OKC 12/15/17

PRO CAREER ENTERING 2023-24 REG. SEASON: Holds career averages of 27.2 points (50.1 FG%, 33.7 3P%, 81.9 FT%), 11.2 rebounds, 3.4 assists and 31.8 minutes in 394 games (all starts) over seven NBA seasons with Philadelphia... The reigning NBA MVP is a six-time NBA All-Star (2017-23), four-time All-NBA selection (2017-18, 2018-19, 2020-21, 2021-22), three-time All-Defensive Team selection (2017-18, 2018-19, 2020-21), two-time scoring champion (2021-23) and 2016-17 All-Rookie team member.

PERSONAL: Native of Cameroon...Son of Thomas and Christine Embiid...Has a younger sister, Muriel...Grew up playing mostly volleyball and soccer...According to reports, Luc Richard Mbah a Moute spotted him at a camp in Cameroon in 2011 and influenced his decision to come play high school basketball in the United States... Played his senior year at The Rock School in Gainesville, Florida., averaging 13.0 points, 9.7 rebounds and 1.9 blocks...Played in both the Jordan Brand Classic and Nike Hoops Summit.

#12 TOBIAS HARRIS • 6-8 / 230 • Tennessee / USA • 7/15/92 • 12 Years Pro



LAST FIVE GAMES																	
Opponent	Date	W/L	MP	FG	FGA	3FG	3FGA	FT	FTA	OR	DR	TOT	AST	PF	STL	TO	PTS
at SAS	4/7	W	DND - LEFT KNEE; CONTUSION														
at MEM	4/6	W	INACTIVE - LEFT KNEE; CONTUSION														
at MIA	4/4	W	DND - LEFT KNEE; CONTUSION														
vs. OKC	4/2	W	35	5	14	5	8	3	4	0	6	6	4	3	0	1	18
at TOR	3/31	W	30	8	13	1	3	4	4	3	6	9	3	2	0	1	21

	23-24 Highs	Career Highs		23-24 Highs	Career Highs
PTS	37, vs. SAC 1/12/24	39, vs. POR 12/17/18	OR	6, at GSW 1/30/24	7, vs. MIL 4/10/13
FGM	14, vs. SAC 1/12/24	15, vs. POR 12/17/18	DR	11, at LAL 3/22/24	19, vs. LAL 1/24/14
FGA	25, vs. SAC 1/12/24	29, at IND 8/1/20	TR	13, at LAL 3/22/24	20, vs. LAL 1/24/14
3FG	5 (3), vs. OKC 4/2/24	7 (2), at HOU 12/5/22	AST	7 (3), vs. ATL 2/9/24	10, at TOR 12/28/21
3FGA	9 (2), at CLE 3/29/24	11 (3), vs. CLE 11/12/19	STL	4 (2), at HOU 12/29/23	5 (3), at LAC 1/17/22
FTM	7 (2), at ATL 1/10/24 OT	13, at TOR 12/28/21	BLK	3 (4), at TOR 3/31/24	3 (20), vs. MIL 2/25/24
FTA	8, at MIN 11/22/23	14, at TOR 12/28/21	MIN	42:47, vs. CLE 11/21/23 OT	46:38, vs. CHI 2OT, 3/20/23

PRO CAREER ENTERING 2023-24 REG. SEASON: Holds career averages of 16.2 points (47.8 FG%, 36.9 3P%, 83.1 FT%), 6.1 rebounds, 2.3 assists and 31.5 minutes in 827 games (707 starts) over 11 NBA seasons with Philadelphia, the L.A. Clippers, Detroit, Orlando and Milwaukee.

PERSONAL: Full name is Tobias John Harris... Born on July 15, 1992 in Islip, NY... Parents are Torrel and Lisa Harris... Torrel, played college basketball at Duquesne and Murray State... Has three brothers, Tyler, T.J. and Terry, and two sisters, Tori and Tesia...Sister, Tesia, earned Third Team All-Colonial Athletic Association honors in 2009-10 playing basketball at the University of Delaware before transferring to St. John's... Sister, Tori, plays basketball at St. Bonaventure after beginning her collegiate career at James Madison... Brother, Tyler, played his freshman season at North Carolina State in 2011-12 before transferring to Providence and finishing his collegiate career at Auburn.

#17 BUDDY HIELD • 6-4 / 220 • Oklahoma/ Bahamas • 12/17/92 • 7 Years Pro



LAST FIVE GAMES																		
Opponent	Date	W/L	MP	FG	FGA	3FG	3FGA	FT	FTA	OR	DR	TOT	AST	PF	STL	TO	BLK	PTS
at SAS	4/7	W	20	3	7	2	5	2	2	1	1	2	3	1	1	2	0	10
at MEM	4/6	W	26	3	12	1	7	0	0	0	1	1	1	3	2	1	1	7
at MIA	4/4	W	12	0	6	0	4	2	2	1	1	2	0	0	0	0	0	2
vs. OKC	4/2	W	21	2	6	1	2	2	2	1	1	2	0	2	2	2	0	7
at TOR	3/31	W	22	5	7	3	5	0	0	0	3	3	3	1	0	3	1	13

	23-24 Highs	Career Highs		22-23 Highs	Career Highs
PTS	31, vs. TOR 11/22/23	42, at MIN 1/27/20	OR	4 (2), at CLE 3/29/24	5, at HOU 11/17/18
FGM	12, vs. TOR 11/22/23	15, at BOS 11/25/19	DR	7, at MIL 12/7/23	11 (2), at OKC 5/4/21
FGA	21, vs. ATL 2/9/24	29, vs. MIL 2/27/19	TR	11, at MIL 12/7/23	12 (2), vs. NOP 1/4/20
3FG	7, vs. TOR 11/22/23	11, at BOS 11/25/19	AST	10, vs. MIA 2/14/24	10, vs. MIA 2/14/24
3FGA	13 (2), at MEM 12/21/23	21, at BOS 11/25/19	STL	4, at WAS 2/10/24	5, at PHX 10/23/17
FTM	5, vs. CHO 12/20/23	9, vs. MIL 2/27/19	BLK	3 (3), at ATL 1/12/24	3 (5), at ATL 1/12/24
FTA	5, vs. CHO 12/20/23	9 (3), at DAL 2/28/23	MIN	44:18, vs. MIA 2/14/24	44:18, vs. MIA 2/14/24

PRO CAREER ENTERING 2023-24 REG. SEASON: Appeared in 548 games (369), averaging 16.1 points, 4.4 rebounds and 2.6 assists per game. Following his rookie season, Hield was named to the 2017 NBA All-Rookie First Team. Three years later, he captured the 2020 NBA Three-Point Contest crown at All-Star weekend in Atlanta.

PERSONAL: Full name is Chavano Rainer Hield ... Parents are Jackie Swann and Richard Bryanen...Has three brothers and three sisters ... Moved to the United States in 2010 ... Has the Buddy Hield Foundation whose goal is to reach kids because they are the future ... Created a GoFundMe page to help victims in the Bahamas affected by the devastation of Hurricane Dorian in 2019 as a means to provide basic necessities and any leftover funds went to individuals and families who will need help rebuilding their lives; Hield donated \$100,000 of his own money to the Hurricane Dorian Relief ... Hosts multiple camps during the summers, including his Hope 24 Basketball Clinic in Nassau, the Buddy Hield Basketball Camp in Rocklin, California and the Buddy Hield Camp in Wichita, Kansas ... Hield ran track in high school and was a middle-distance runner typically participating in the 400- or 800-meter races as well as the one-mile run ... His last recorded time in the 800-meter run was 1:55 ... His mother also ran track ... Majored in Human Relations at Oklahoma.

#7 KYLE LOWRY • 6-0 / 196 • Villanova / USA • 3/25/86 • 17 Years Pro



LAST FIVE GAMES																		
Opponent	Date	W/L	MP	FG	FGA	3FG	3FGA	FT	FTA	OR	DR	TOT	AST	PF	STL	TO	BLK	PTS
at SAS	4/7	W	INACTIVE - REST															
at MEM	4/6	W	21	3	4	2	3	0	0	0	1	1	1	4	0	0	1	8
at MIA	4/4	W	34	3	7	2	5	0	0	0	6	6	5	2	1	1	0	8
vs. OKC	4/2	W	28	1	1	1	1	1	2	0	1	1	4	3	0	1	0	4
at TOR	3/31	W	38	4	6	3	5	0	0	1	0	1	10	3	1	2	2	11

	23-24 Highs	Career Highs		22-23 Highs	Career Highs
PTS	28, at CLE 11/22/23	43, vs. CLE 2/26/16	OR	3 (2), at NYK 11/24/23	5 (3), vs. NOP 2/10/14
FGM	9, at CLE 11/22/23	15 (3), at UTA 12/23/16	DR	8, at MEM 11/8/23	13, vs. LAL 8/1/20
FGA	15, at CLE 11/22/23	29, at CHA 12/17/15	TR	11, at MEM 11/8/23	14, vs. LAL 8/1/20
3FG	7, at CLE 11/22/23	8 (2), at LAL 5/2/21	AST	10 (2), at TOR 3/31/24	19, at BOS 3/4/21
3FGA	10, at CLE 11/22/23	17, at CHA 12/17/15	STL	4, at LAL 1/3/24	7, vs. MIA 3/13/15
FTM	5 (3), at CLE 3/29/24	15, vs. CLE 1/13/09	BLK	2 (4), at TOR 3/31/24	4 (2), vs. DEN 3/27/18
FTA	5 (3), at CLE 3/29/24	16 (3), at DET 12/19/21	MIN	38:33, vs. CHI 12/14/23	54:20, vs. WAS 2/27/14

PRO CAREER ENTERING 2023-24 REG. SEASON: Holds career averages of 14.6 points (36.7% 3FG), 4.4 rebounds, 6.3 assists, and 1.3 steals in 31.8 minutes per game across 1,078 outings (831 starts) with Memphis, Houston, Toronto, and Miami. Lowry ranks in the top-10 among active players in assists (fifth, 6,897), three-pointers made (seventh, 2,140), steals (eighth, 1,446) and triple-doubles (10th, 21).

PERSONAL: Full name is Kyle Terrell Lowry...was born in Philadelphia, PA...has one brother...met his wife, Ayahna, at Cardinal Dougherty High School...they have two sons (Karter and Kameron)...his wife played basketball collegiately at St. Joseph's University...established the Lowry Love Foundation in 2013...had his number 1 retired at Villanova...wears size 12.5 sneakers...twitter account is @Klow7.

#1 KJ MARTIN • 6-6 / 215 • IMG Academy / USA • 1/6/01 • 3 Years Pro



LAST FIVE GAMES																		
Opponent	Date	W/L	MP	FG	FGA	3FG	3FGA	FT	FTA	OR	DR	TOT	AST	PF	STL	TO	BLK	PTS
at SAS	4/7	W	23	4	5	0	0	0	0	0	2	2	1	1	1	0	0	8
at MEM	4/6	W	22	5	7	0	0	0	0	3	3	6	1	3	0	3	2	10
at MIA	4/4	W	21	2	6	0	0	0	0	4	0	4	1	0	0	1	1	4
vs. OKC	4/2	W	12	1	2	0	0	0	0	0	0	0	2	0	0	0	0	2
at TOR	3/31	W	10	1	2	0	0	0	0	1	4	5	2	1	0	0	0	2

	23-24 Highs	Career Highs		22-23 Highs	Career Highs
PTS	15, vs. GSW 2/7/24	31, at MEM 3/21/23	OR	3 (3), at MEM 4/6/24	6, at UTA 3/12/21
FGM	6, vs. GSW 2/7/24	12, at MEM 3/22/23	DR	10, at PHO 3/20/24	11, at SAS 3/4/23
FGA	10, vs. GSW 2/7/24	21, at MIL 5/7/21	TR	13, at PHO 3/20/24	15, vs. ATL 11/25/22
3FG	2, vs. GSW 2/7/24	6, at MIL 5/7/21	AST	2, vs. OKC 4/2/24	7, at MIL 5/7/21
3FGA	3 (2), vs. GSW 2/7/24	10, at MIL 5/7/21	STL	2 (4), at MIL 3/14/24	3 (6), vs. MIN 1/23/23
FTM	3, at IND 1/25/24	9, vs. DET 3/31/21	BLK	2, at MEM 4/6/24	3 (4), at DEN 11/6/21
FTA	6, at IND 1/25/24	12, vs. DET 3/31/23	MIN	30:51, at IND 1/25/24	44:26, vs. PHI 5/5/21

PRO CAREER ENTERING 2023-24 REG. SEASON: Has appeared in 208 games (59 starts) with averages of 10.4 points (54.4 FG%, 33.8 3P%, 67.3 FT%), 4.8 rebounds and 1.3 assists across four seasons with the Houston Rockets and LA Clippers.

PERSONAL: Kenyon Lee Martin Jr. was born on January 6, 2001 in Los Angeles, California. The son of former NBA player Kenyon Martin – the No. 1 overall pick in the 2000 NBA Draft – Kenyon Jr. attended two high schools in the Los Angeles area before spending one post-graduate year at IMG Academy in Bradenton, Florida. Martin began his high school career at Chaminade College Prep before transferring to Sierra Canyon, where he teamed with Scotty Pippen Jr. and fellow 2020 NBA draftee Cassius Stanley. Initially, Martin committed to play college basketball at Vanderbilt University, but he ultimately opted to spend a post-graduate year at IMG Academy. At IMG, Martin averaged 20.0 points and 8.0 rebounds per game. He scored 37 points during the National Prep Showcase and declared for the NBA Draft in March of 2020.

#0 TYRESE MAXEY • 6-2 / 195 • Kentucky / USA • 11/4/00 • 2 Years Pro



LAST FIVE GAMES																		
Opponent	Date	W/L	MP	FG	FGA	3FG	3FGA	FT	FTA	OR	DR	TOT	AST	PF	STL	TO	BLK	PTS
at SAS	4/7	W	54	19	41	2	10	12	12	0	5	5	7	2	2	1	0	52
at MEM	4/6	W	25	2	6	1	4	2	2	0	1	1	5	2	0	0	0	7
at MIA	4/4	W	41	15	26	5	14	2	2	2	7	9	11	3	1	1	1	37
vs. OKC	4/2	W	DND - LEFT HIP TIGHTNESS															
at TOR	3/31	W	DND - LEFT HIP; TIGHTNESS															

	23-24 Highs	Career Highs		23-24 Highs	Career Highs
PTS	52, at SAS 4/7/24 2OT	52, at SAS 4/7/24 2OT	OR	3, vs. IND 11/12/23	3 (3), vs. IND 11/12/23
FGM	20, vs. IND 11/12/23	20, vs. IND 11/12/23	DR	9 (3), at MIA 4/4/24	9 (2), at MIA 4/4/24
FGA	41, at SAS 4/7/24 2OT	41, at SAS 4/7/24 2OT	TR	10, vs. WAS 11/6/23	10, vs. WAS 11/6/23
3FG	7 (3), at UTA 2/1/24	9, at TOR 10/28/22	AST	11 (4), at MIA 4/4/24	11 (4), at MIA 4/4/24
3FGA	14, at MIA 4/4/24	15, at MIA 4/4/24	STL	4, at ATL 1/10/24 OT	4 (3), at ATL 1/10/24 OT
FTM	14, at HOU 12/29/23	14, at HOU 12/29/23	BLK	3, vs. IND 11/12/23	4, vs. MEM 1/31/22
FTA	15, at HOU 12/29/23	15, at HOU 12/29/23	MIN	53:57 at SAS 4/7/24 2OT	53:56, at SAS 4/7/24 2OT

PRO CAREER ENTERING 2023-24 REG. SEASON: Has appeared in 196 games (123 starts) with averages of 15.4 points (47.9 FG%, 41.4 3P%, 86.7 FT%), 2.7 rebounds and 3.3 assists through his three season with Philadelphia

PERSONAL: Born Nov. 4, 2000 in Dallas, TX... Hometown is Garland, TX... Parents are Denyse and Tyrone Maxey... Has three sisters, Denasia, Talia and Keiara... Father played basketball at Washington State... Has seen every Marvel movie since 2008... Played at South Garland High School... Tabbed Texas Mr. Basketball in 2019... Also named the Dallas-Fort Worth Area Player of the Year... Two-time All-State selection... Helped the United States earn a gold medal with the U-18 U.S. National Team in the 2018 U-18 FIBA Americas... McDonald's All-American selection and scored 13 points in that game.

#8 DE'ANTHONY MELTON • 6-3 / 200 • USC / USA • 5/28/98 • 5 Years Pro



LAST FIVE GAMES																		
Opponent	Date	W/L	MP	FG	FGA	3FG	3FGA	FT	FTA	OR	DR	TOT	AST	PF	STL	TO	BLK	PTS
at SAS	4/7	W	INACTIVE - BACK; LUMBAR SPINE BONE STRESS															
at MEM	4/6	W	INACTIVE - BACK; LUMBAR SPINE BONE STRESS															
at MIA	4/4	W	DND - BACK; LUMBAR SPINE BONE STRESS															
vs. OKC	4/2	W	INACTIVE - BACK; LUMBAR SPINE BONE STRESS															
at TOR	3/31	W	INACTIVE - BACK; LUMBAR SPINE BONE STRESS															

	23-24 Highs	Career Highs		23-24 Highs	Career Highs
PTS	30, vs. IND 11/14/23	33, vs. LAL 12/9/22 (OT)	OR	4, vs. CLE 11/21/23 OT	4 (6), vs. CLE 11/21/23 OT
FGM	8 (3), at ORL 12/27/23	11, vs. LAL 12/9/22 (OT)	DR	6 (2), vs. ATL 12/8/23	9 (2), at UTA 4/5/22
FGA	19, at BOS 12/1/23	19, at BOS 12/1/23	TR	7 (3), at MIA 12/25/23	11, at LAC 1/8/22
3FG	5, vs. BOS 11/15/23	8, vs. LAL 12/9/22 (OT)	AST	8, vs. POR 10/29/23	10, at PHX 1/12/19
3FGA	12, at BOS 12/1/23	12 (3), at BOS 12/1/23	STL	5, vs. WAS 12/11/23	7, vs. LAL 12/9/22 (OT)
FTM	10, vs. IND 11/14/23	10 (2), vs. IND 11/14/23	BLK	2, at DET 12/13/23	3 (5), vs. BKN 1/25/23
FTA	10, vs. IND 11/14/23	11 (2), at DEN 1/21/22	MIN	41:13, vs. CLE 11/21/23	43:04, vs. LAL 12/9/22 OT

PRO CAREER ENTERING 2023-24 REG. SEASON: Four-year NBA veteran has appeared in 312 games (113 starts) with the Phoenix Suns, Memphis Grizzlies and Philadelphia 76ers... Has averaged 8.8 points, 3.76 rebounds, 2.7 assists and 1.4 steals in 22.4 minutes while shooting 41.4% from the field, 37.0% from 3-point range and 77.1% from the free throw line.

PERSONAL: Born May 28, 1998 in North Hollywood, Calif... Parents are Monique Young and Anthony Melton... Has five siblings... Interests include biking and playing the piano... Would like to be a sports analyst following his playing career... Played high school basketball at Crespi in Encino, California, leading his team to back-to-back state titles in 2015 and 2016 and leaving as the school's all-time leading scorer... Named the CIF Southern Section Division III Player of the Year as a senior in 2016 after averaging 20.0 points, 9.3 rebounds, 4.3 assists, 3.5 steals and 1.2 blocks... As a junior, helped secure the win in the state title game by blocking a layup in the final seconds.

#9 KELLY OUBRE JR. • 6-7 / 203 • Kansas / USA • 12/9/95 • 8 Years Pro



LAST FIVE GAMES																		
Opponent	Date	W/L	MP	FG	FGA	3FG	3FGA	FT	FTA	OR	DR	TOT	AST	PF	STL	TO	BLK	PTS
at SAS	4/7	W	48	12	22	2	6	0	2	1	7	8	5	2	2	3	0	26
at MEM	4/6	W	27	5	10	2	5	5	7	1	4	5	5	3	2	1	1	17
at MIA	4/4	W	41	8	14	2	6	0	0	1	7	8	0	2	2	3	1	18
vs. OKC	4/2	W	36	8	16	4	7	5	5	2	4	6	2	2	1	2	1	25
at TOR	3/31	W	37	10	22	6	11	6	7	2	5	7	3	2	2	2	2	32

	23-24 Highs	Career Highs		23-24 Highs	Career Highs
PTS	32, at TOR 3/31/24	40, at DAL 2/4/21	OR	5 (3), at NYK 3/10/24	7, vs. IND 11/16/22
FGM	12, at SAS 4/7/24 2OT	14 (2), at DAL 2/4/21	DR	9 (2), vs. LAC 3/27/24	13 (2), vs. CHA 1/12/20
FGA	22 (2), at SAS 4/7/24 2OT	27, vs. DET 12/14/22	TR	12, vs. ATL 2/9/24	15 (3), vs. CHA 1/12/20
3FG	6 (2), at TOR 3/31/24	10, at IND 1/26/22	AST	6, at LAC 3/24/24	7, vs. POR 1/24/19
3FGA	11, at TOR 3/31/24	15, at IND 1/6/22	STL	4, vs. HOU 1/15/24	6, at ORL 11/14/22
FTM	10 (2), vs. ATL 2/9/24	12, vs. MIL 3/4/19	BLK	5, vs. MIA 3/18/24	5, vs. MIA 3/18/24
FTA	14, vs. ATL 2/9/24	17, vs. MIL 3/4/19	MIN	48:29, at SAS 4/7/24 2OT	48:29, at SAS 4/7/24 2OT

PRO CAREER ENTERING 2023-24 REG. SEASON: Holds career averages of 12.8 points (43.4% FG%, 33.0% 3P%, 75.1% FT%), 4.4 rebounds and 1.0 assists and 1.0 steals in 527 games (202 starts) his career with Washington, Phoenix, Golden State and Charlotte.

PERSONAL: Born in New Orleans, Louisiana... Parents are Kelly Oubre Sr. and Tonya Coleman Oubre... Has an older sister, Amber Coleman, and a younger brother, Gareed Washington... Passionate about fashion, has been profiled by GQ and named to Slam's 2019 NBA All-Drip First Team, in addition to walking at Fashion Week in Paris and New York... Nickname is "Tsunami Papi."

#22 CAMERON PAYNE • 6-3 / 183 • Murray State / USA • 8/8/94 • 8 Years Pro



LAST FIVE GAMES																	
Opponent	Date	W/L	MP	FG	FGA	3FG	3FGA	FT	FTA	OR	DR	TOT	AST	PF	STL	TO	PTS
at SAS	4/7	W	19	1	8	1	5	0	0	0	1	1	3	1	0	2	3
at MEM	4/6	W	20	1	7	1	6	0	0	0	1	1	4	2	2	2	3
at MIA	4/4	W	10	2	2	2	2	0	0	0	0	0	1	5	2	2	6
vs. OKC	4/2	W	30	4	11	2	5	0	0	3	7	10	5	3	1	0	10
at TOR	3/31	W	38	9	16	6	10	0	0	0	1	1	3	3	0	2	24

23-24 Highs			Career Highs			23-24 Highs			Career Highs		
PTS	24	at TOR 3/31/24	29	vs. GSW 11/16/22	OR	3 (3)	vs. OKC 4/2/24	3 (6)	vs. OKC 4/2/24		
FGM	9	at TOR 3/31/24	9 (6)	at TOR 3/31/24	DR	7	vs. OKC 4/2/24	7 (2)	vs. OKC 4/2/24		
FGA	17	vs. MEM 3/6/24	20	at SAS 4/12/16	TR	10	vs. OKC 4/2/24	10	vs. OKC 4/2/24		
3FG	6	at TOR 3/31/24	7	vs. CHA 10/24/18	AST	7	vs. CHO 3/1/24	16	vs. NYK 3/4/22		
3FGA	10 (2)	at TOR 3/31/24	11	vs. CHA 10/24/18	STL	2 (8)	at MEM 4/6/24	4 (4)	vs. HOU 12/2/22		
FTM	6	at CLE 2/12/24	6 (2)	at CLE 2/12/24	BLK	2 (2)	at MEM 4/6/24	2 (7)	at MEM 4/6/24		
FTA	6	at CLE 2/12/24	7	at SAS 11/22/21	MIN	37:37	at TOR 3/31/24	40:44	at NYK 11/5/18		

PRO CAREER ENTERING 2023-24 REG. SEASON: has played in 374 NBA career games (58 starts) across seven-plus seasons with Oklahoma City, Chicago, Cleveland, Phoenix, and Milwaukee. He holds lifetime averages of 7.8 points, 2.1 rebounds and 3.3 assists while shooting 36.7-percent from three-point range. In 2020-21, Payne shot 44.0-percent from beyond the arc, finishing the season 10th in the NBA.

PERSONAL: Payne was born Aug. 8, 1994 in Bartlett, Tennessee to Tony and Leshawn Payne. He attended Lausanne Collegiate School in Memphis, Tennessee, growing from 5-foot-5 as a freshman to 6-foot as a senior. He led the high school to a 2013 Division II state title. As a senior, he averaged 20 points and 10 assists with four rebounds and was named Mr. Basketball. After high school, he attended Murray State for two seasons of college ball. During his sophomore season, he averaged 20.2 points, 6.0 assists, 3.7 rebounds and 1.9 steals in 32.2 minutes. After the season, he was named the OVC Player of the Year and proceeded to declare for the NBA Draft. Payne attended Murray State for two seasons. As a freshman, he started all 34 of his appearances, averaging 16.8 points, 5.4 assists, 3.6 rebounds and 1.7 steals. That resulted in him being named OVC Freshman of the Year. Arguably his best effort as a freshman was Mar. 27 against Towson, where Payne totaled 24 points (8-13 FG, 4-8 3Pt, 4-4 FT), seven assists, five steals and four rebounds in 30 minutes. As a sophomore, Payne improved his numbers, averaging 20.2 points, 6.0 assists, 3.7 rebounds and 1.9 steals. As a result, he was voted OVC Player of the Year in 2015. In arguably his best performance as a sophomore, the guard recorded 32 points (10-19 FG, 4-7 3Pt, 8-12 FT), eight assists, five rebounds and two steals.

#44 PAUL REED • 6-9 / 220 • DePaul / USA • 6/14/99 • 3 Years Pro



LAST FIVE GAMES																	
Opponent	Date	W/L	MP	FG	FGA	3FG	3FGA	FT	FTA	OR	DR	TOT	AST	PF	STL	TO	PTS
at SAS	4/7	W	31	5	11	1	2	0	0	4	6	10	5	6	1	2	11
at MEM	4/6	W	23	3	4	0	0	0	0	0	5	5	5	1	4	3	6
at MIA	4/4	W	15	2	2	0	0	1	2	0	4	4	0	0	2	0	5
vs. OKC	4/2	W	19	6	8	0	0	0	0	2	7	9	1	1	0	1	12
at TOR	3/31	W	18	4	7	0	1	1	3	0	2	2	0	3	0	0	9

23-24 Highs			Career Highs			23-24 Highs			Career Highs		
PTS	30	at DEN 1/27/24	30	at DEN 1/27/24	OR	6 (3)	vs. NOP 3/8/24	8	at DET 1/8/23		
FGM	14	at DEN 1/27/24	14	at DEN 1/27/24	DR	10	at DEN 1/27/24	10 (2)	at DEN 1/27/24		
FGA	21	at DEN 1/27/24	21	at DEN 1/27/24	TR	13 (2)	vs. ATL 2/9/24	14	at MIA 3/1/23		
3FG	2 (2)	vs. NOP 3/8/24	2	at DEN 1/27/24	AST	5 (2)	at SAS 4/7/24 2OT	5 (2)	at SAS 4/7/24 2OT		
3FGA	4 (2)	vs. NOP 3/8/24	4 (2)	vs. NOP 3/8/24	STL	4 (2)	at MEM 4/6/24	6	vs. NYK 11/4/22		
FTM	5 (2)	at CLE 3/29/24	5 (4)	at CLE 3/29/24	BLK	4 (2)	at NYK 3/10/24	5	at BKN 4/9/23		
FTA	5 (2)	at CLE 3/29/24	6 (3)	at CHI 3/22/23	MIN	42:04	at DEN 1/27/24	42:04	at DEN 1/27/24		

PRO CAREER ENTERING 2023-24 REG. SEASON: Has appeared in 133 NBA games (four starts), averaging 3.7 points (57.4 FG%) and 3.1 rebounds in 9.3 minutes per outing.

PERSONAL: Orlando, FL native... Son of Paul and Michelle Reed... Has four sisters, Hazel, Danielle, Chantel and Janelle... Uncle, Mike Sims-Walker played four seasons in the NFL as a wide receiver for Jacksonville and St. Louis... Father, Paul, played college basketball at Old Dominion (1996-97) and UCF (1999-02) before playing professionally in Europe... Attended Wekiva High School and earned Central Florida Player of the Year honors from the Orlando Sentinel in his senior season.

76 GAME NOTES

PRESENTED BY INTEGR8

#23 TERQUAVION SMITH • 6-4 / 160 • North Carolina State / USA • 12/31/02 • Rookie



LAST FIVE GAMES																		
Opponent	Date	W/L	MP	FG	FGA	3FG	3FGA	FT	FTA	OR	DR	TOT	AST	PF	STL	TO	BLK	PTS
at SAS	4/7	W	DNP - COACH'S DECISION															
at MEM	4/6	W	6	2	3	1	2	0	0	0	1	1	1	2	1	1	0	5
at MIA	4/4	W	INACTIVE - G LEAGUE - TWO-WAY															
vs. OKC	4/2	W	INACTIVE - G LEAGUE - TWO-WAY															
at TOR	3/31	W	INACTIVE - G LEAGUE - TWO-WAY															

23-24/Career Highs
 PTS 17, vs. BKN 2/3/24
 FGM 6, vs. BKN 2/3/24
 FGA 8, vs. GSW 2/7/24
 3FG 5, vs. BKN 2/3/24
 3FGA 6 (2), vs. ATL 2/9/24
 FTM 2, at IND 1/25/24
 FTA 2, at IND 1/25/24

23-24/Career Highs
 OR -
 DR 1 (3), at MEM 4/6/24
 TR 1 (1), at MEM 4/6/24
 AST 5, at IND 1/25/24
 STL 3, at IND 1/25/24
 BLK -
 MIN 12:44, vs. ATL 2/9/24

PRO CAREER ENTERING 2023-24 REG. SEASON: Spent two seasons at North Carolina State, where he averaged 17.1 points, 3.6 rebounds and 4.1 assists in 66 total games (59 starts)... Was the ACC's second leading scorer as a sophomore with a mark of 17.9 points... Ranked seventh in the conference in steals per game (1.4) and 10th in assists per game (4.1)... Was named to the 2022-23 All-ACC Second Team as well as being named to the 2023 All-ACC Tournament First Team after posting the tournament's lone 30-point outing in a win over Virginia Tech... Voted to the All-ACC Rookie Team and voted Honorable Mention All-ACC as a freshman... Named ACC Freshman of the Week four times ... Started 25 of 32 games, including all 20 ACC games ... Averaged 16.3 points, 4.1 rebounds, 2.1 assists and 1.3 steals per game ... Shot 39.8 percent from the field, including 36.9 percent from three-point range ... Made 96 three-pointers which were the most in program history by a freshman and third-most in a single-season in program history ... 96 three-pointers are fourth-most by a freshman in ACC history ... 3.0 three-pointers per game average led the ACC and was the first freshman to lead the ACC in three-pointers made since Duke's J.J. Redick in the 2002-03 season ... 16.3 scoring average was eighth-highest in the ACC and second amongst the league's freshman ... Scoring average is third-best by a freshman in program history.

PERSONAL: Consensus four-star recruit ... Ranked as No. 77 overall recruit in the nation by 247Sports ... No. 3 prospect in the state of North Carolina by 247Sports ... Ranked in the ESPN Top-100 ... Led Farmville Central to three-straight North Carolina Class 2A State Championships ... Farmville Central went 76-2 in his last three years of high school ... As a senior averaged 25.6 points, 6.0 rebounds, 5.8 assists and 3.2 steals per game to lead Farmville Central to perfect record ... Scored a career-high 50 points in win over Trinity Academy ... Capped high school career with 33 points, 10 assists and nine rebounds in 2A State Championship game to be named Charlie Adams 2A Men's Basketball Championship MVP ... Named 2021 North Carolina Gatorade Boys Basketball Player of the Year ... Named North Carolina Mr. Basketball by Charlotte Observer ... Named State Player of the Year by the North Carolina Basketball Coaches Association.